

**Social Service
Partners Conference**

Supporting Families Together

2015

Overview of Singapore Families

Dr Mathew Mathews
Institute of Policy Studies, NUS

Assoc Prof Paulin Tay Straughan
Department of Sociology, NUS

Presentation Outline

- Overview of Singapore Household Family Structure
- Dimensions of Family Strength
- Accounting for Family Strength
- Emerging Family Trends

**Social Service
Partners Conference**

Supporting Families Together

2015

HOUSEHOLD FAMILY STRUCTURES

**Social Service
Partners Conference**

Supporting Families Together

2015

Definitions

Household	A household refers to a group of two or more persons living together in the same house and sharing common food or other arrangements for essential living. It also includes a person living alone or a person living with others but having his own food arrangements. Although persons may be living in the same house, they may not be members of the same household. A resident household refers to a household headed by a resident (i.e. Singapore citizen or permanent resident).
Generation	Generation is defined in this report as the number of unique levels of generation present in the household. For example, a household where the grandchildren and great-grandchildren live with the head of the household would be considered as a three-generation household.
Nuclear Families	Nuclear families are defined in this report as two-generation couple-based households (i.e. with a married head and spouse) either living with parents or with children, as well as other two-generation households where the head lives with the married parents. Numbers may include a small group of two-generation couple-based households where the married couple heading the household is living with neither their parents nor children but with extended family members from another generation.

Married without Co-Residing Children	This refers to one-generation couple-based households with no children living in the household. Such couples may be childless or have children who are not residing with them.
3G Households	This refers to households comprising three or more generations. Examples include an elderly married couple living with their children and grandchildren, and a divorced/separated, widowed or never-married person living with his parents and children.
Single Parents with Children	This refers to two-generation households headed by divorced/separated, widowed and never-married parents living with at least one child in the same household.
One-Person Households	This refers to persons living alone. Such households may include a widowed person whose children have grown up and have moved out of the parental home, and a never-married person who has moved out from his/her parents' home.
Other Households	This refers to households that do not fall into any of the above categories. Examples include households comprising siblings only, households comprising grandparents and grandchildren only, as well as households composed of a divorced/separated, widowed or never-married aunt/uncle living with his/her nieces/nephews only.

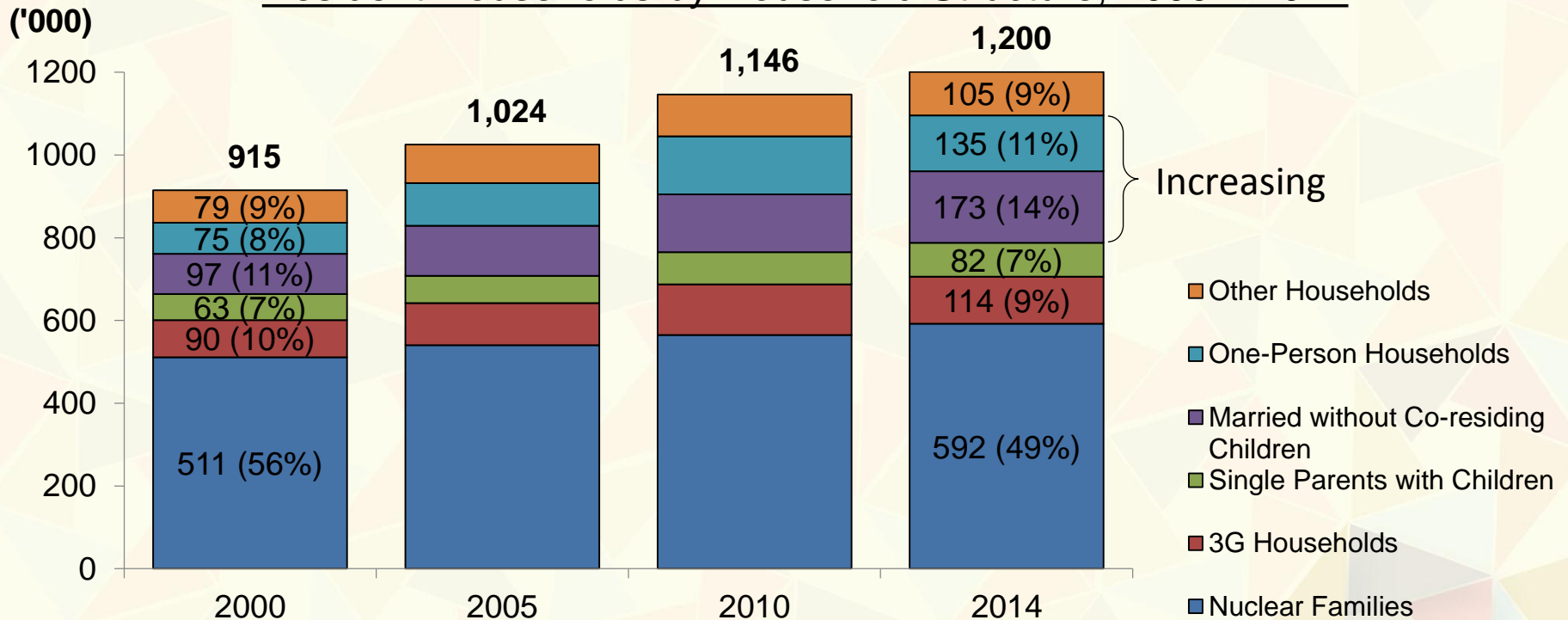
**Social Service
Partners Conference**

Supporting Families Together

2015

Changes to Household Profiles

Resident Households by Household Structure, 2000 – 2014



Note: Percentages may not add up to 100 due to rounding.

**Social Service
Partners Conference**

Supporting Families Together

2015

DIMENSIONS OF FAMILY STRENGTH

**Social Service
Partners Conference**

Supporting Families Together

2015

Satisfaction
with
Marriage
and Family

Family
Formation &
Re-formation

Strong
Family
Values

Indicators of Family Strength

Close Family
Ties

Intergenera-
tional
Contact

Ability to
Mobilise
Family for
Social
Support

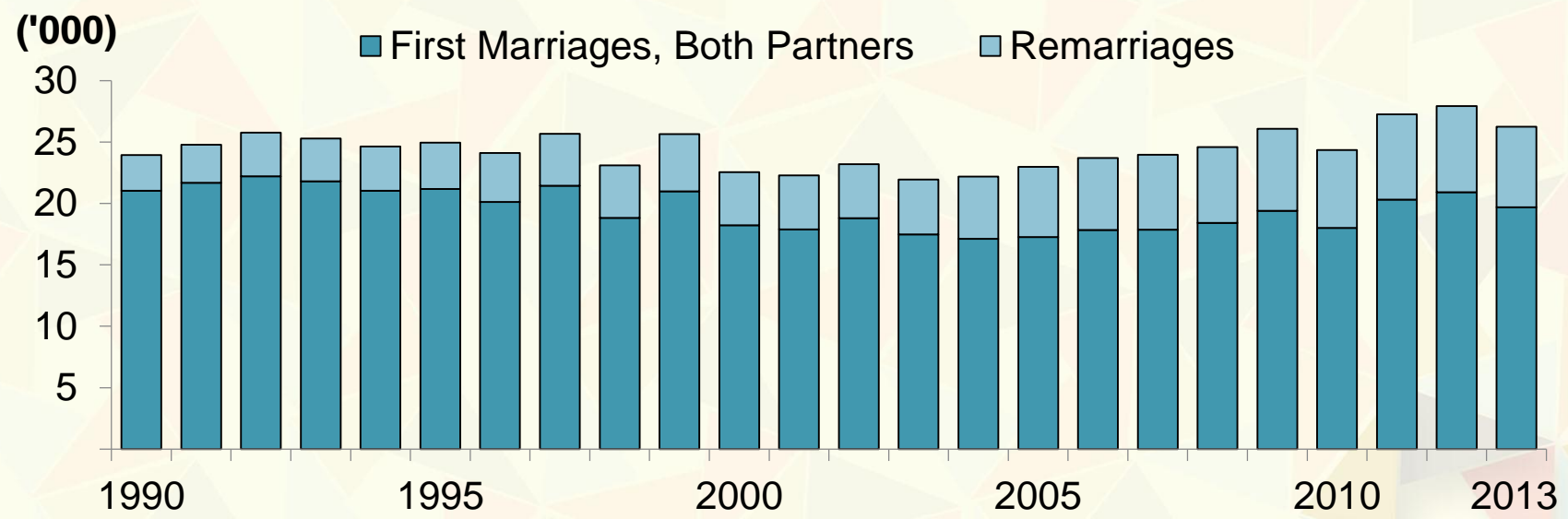
**Social Service
Partners Conference**

Supporting Families Together

2015

Family Formation through Marriage & Remarriages

Total Marriages Registered by Marriage Order, 1990 – 2013



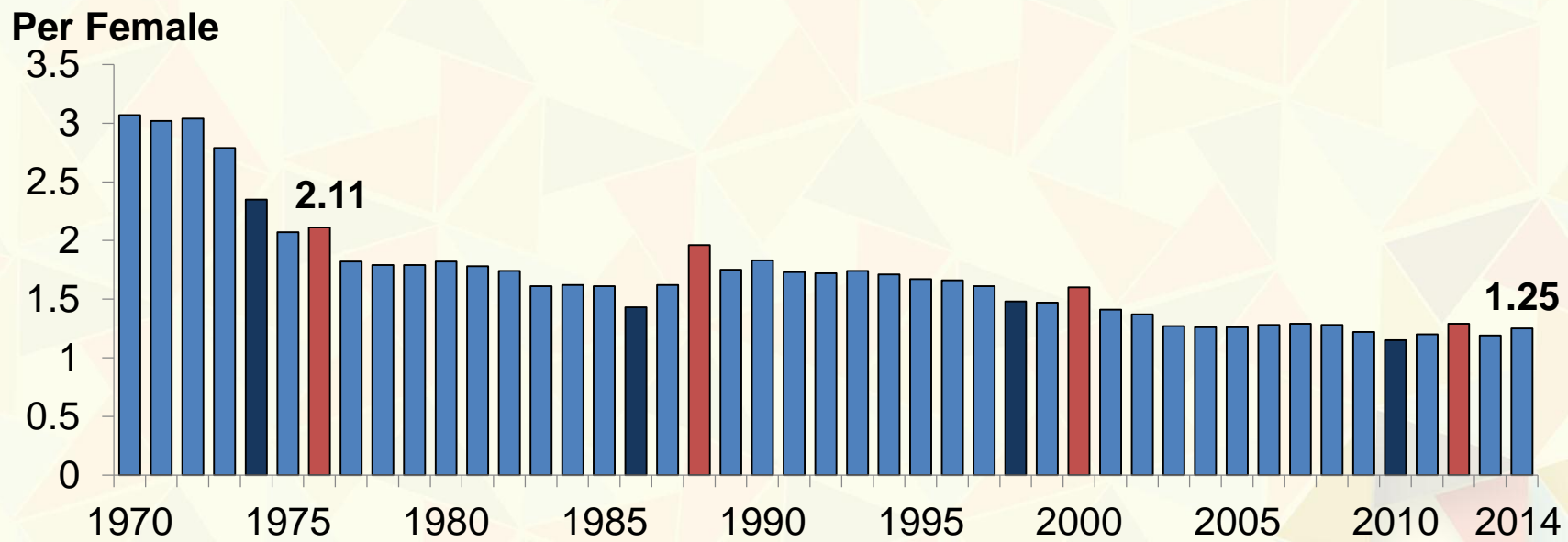
Source: Department of Statistics

Social Service Partners Conference
Supporting Families Together

2015

Family Formation through Birth

Resident Total Fertility Rate, 1970 – 2014



Note: Red bars indicate Dragon years; Dark blue bars indicate Tiger years.

Data prior to 1980 pertain to total population.

Source: Department of Statistics

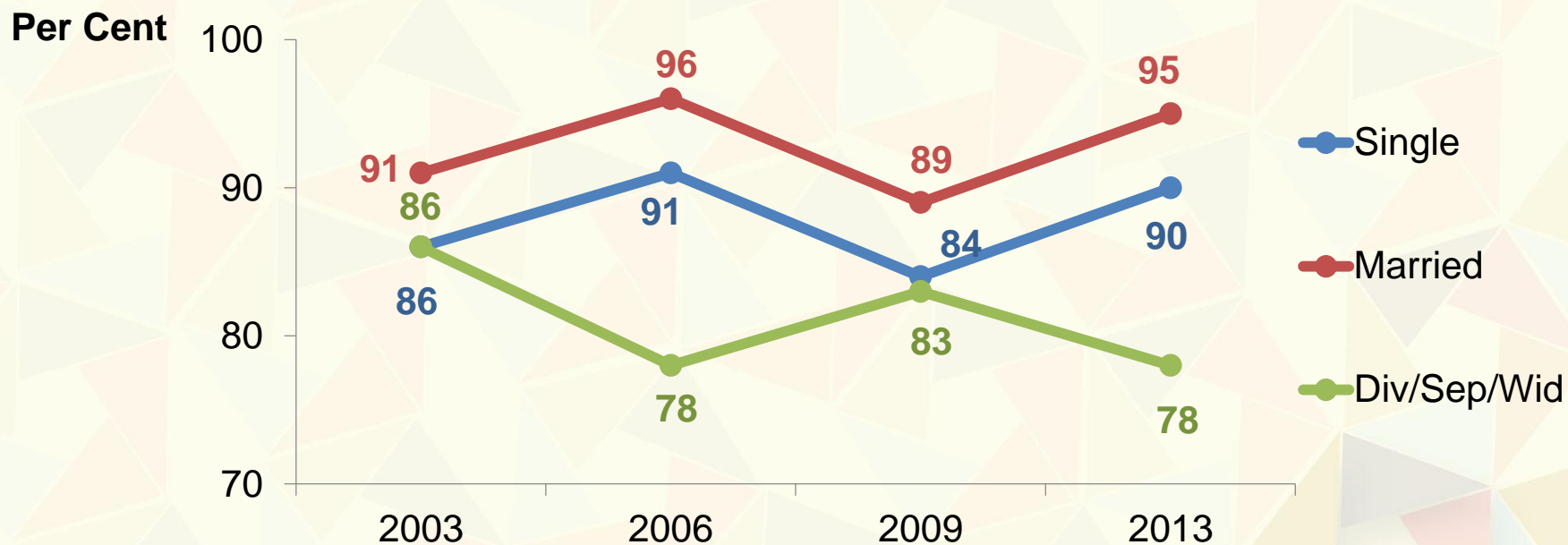
Social Service Partners Conference

Supporting Families Together

2015

Satisfaction with Family Life

Respondents Agreeing with “I am satisfied with my family life”, 2003 – 2013



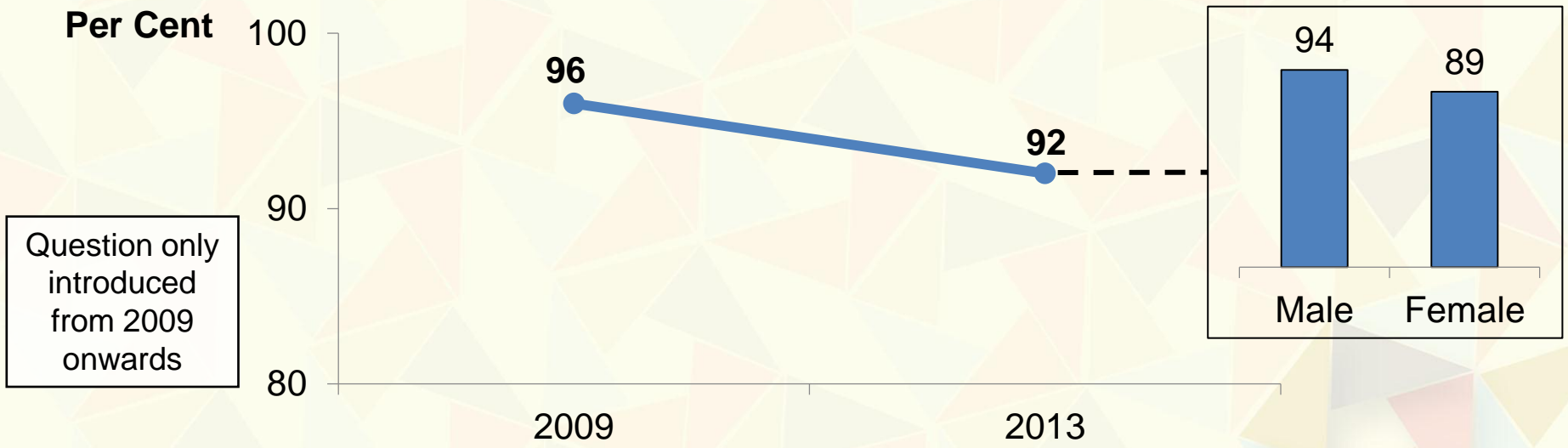
Source: Ministry of Social and Family Development (Survey on Social Attitudes of Singaporeans)

**Social Service
Partners Conference**
Supporting Families Together

2015

Marital Satisfaction

Married Respondents Agreeing with “I am satisfied with my marriage”, 2009, 2013



Source: Ministry of Social and Family Development (Survey on Social Attitudes of Singaporeans)

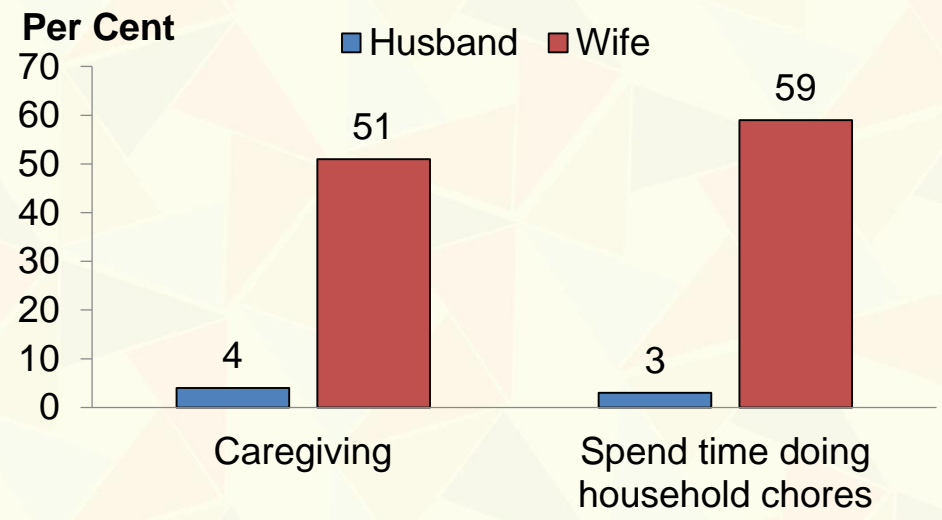
Social Service Partners Conference
Supporting Families Together

2015

Gender Equity in the Private Sphere

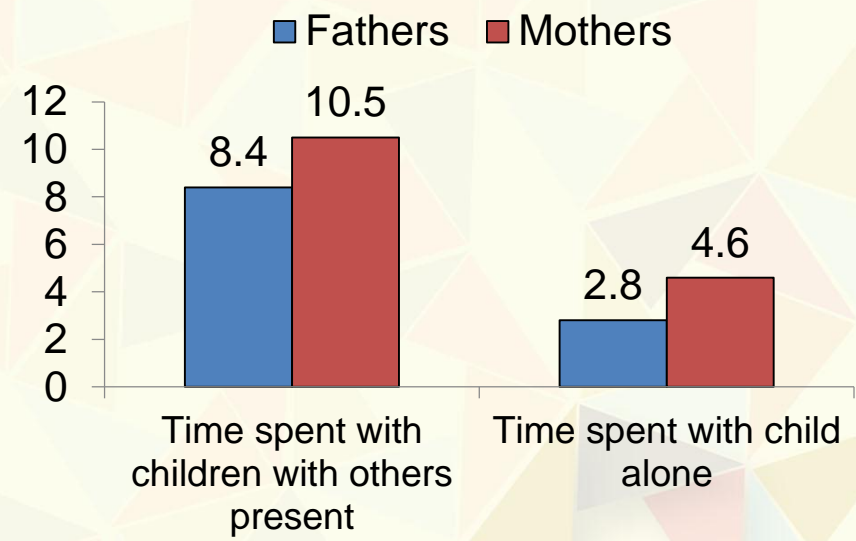
Respondents who indicated 'Me' when asked:

"Between your spouse and yourself, who does more of the following...,2013



Source: Ministry of Social and Family Development (Survey on Social Attitudes of Singaporeans)

Average No. of Hours Spent with Child During Weekend, 2009



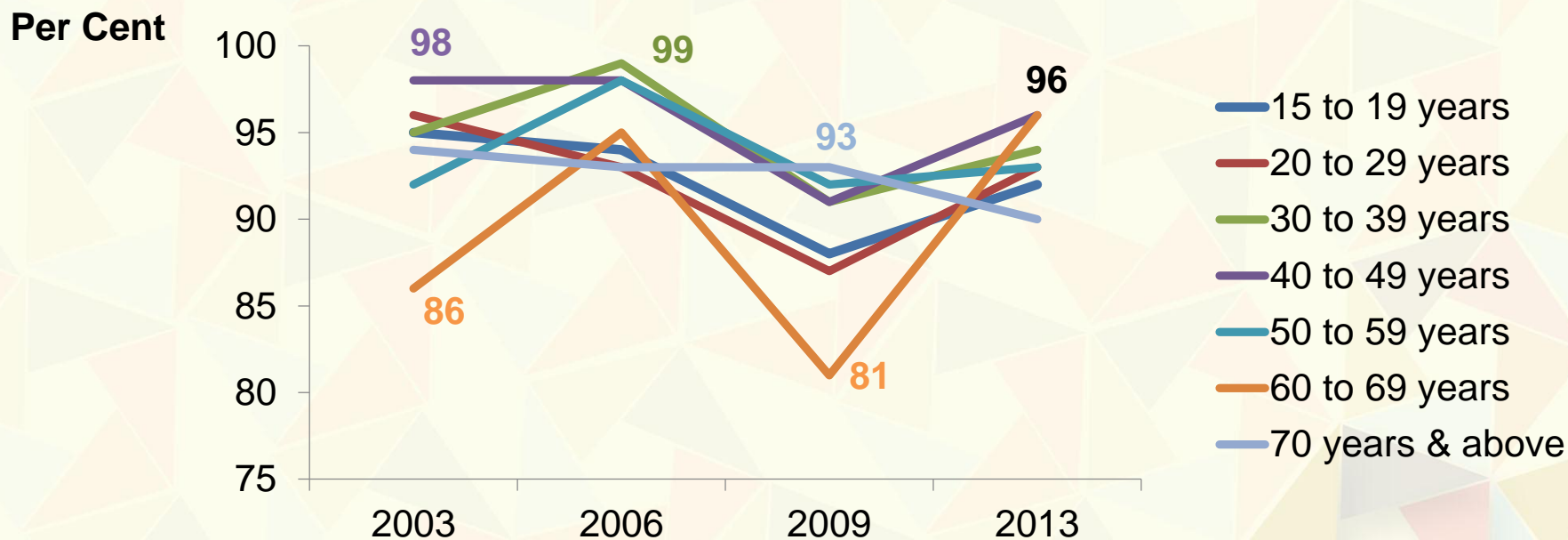
Source: Ministry of Social and Family Development (Fatherhood Perception Survey 2009)

Social Service Partners Conference
Supporting Families Together

2015

Close Family Ties

Respondents Agreeing with “I have a close-knit family” by age, 2003 – 2013

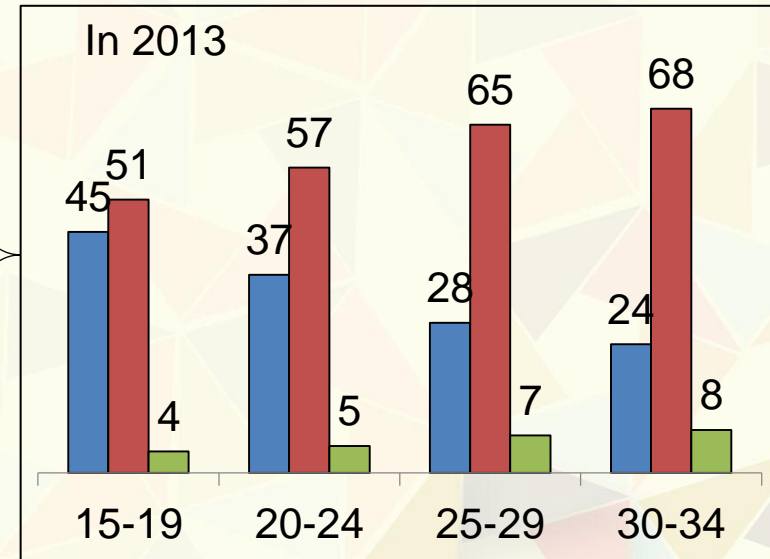
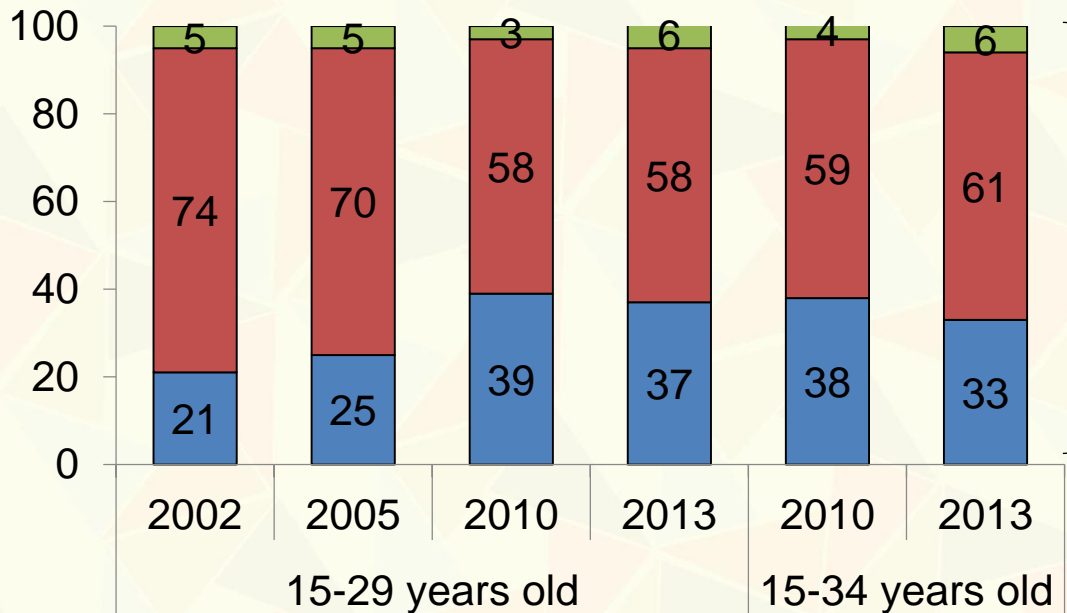


Source: Ministry of Social and Family Development (Survey on Social Attitudes of Singaporeans)

Time Spent with Family or Relatives

Youths' Hours Spent on Activities with Parents or Other Relatives in a Week

Per Cent ■ None ■ < 10 hours ■ >= 10 hours



Source: National Youth Council (National Youth Survey 2013)

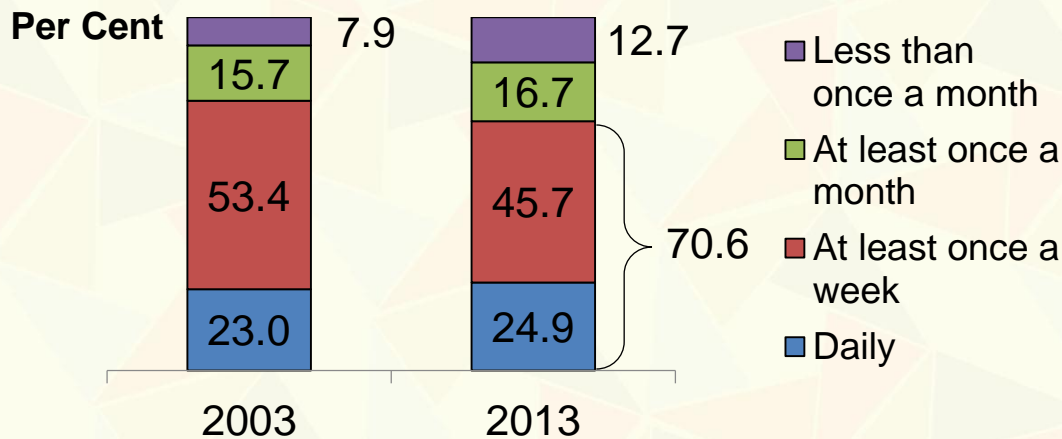
Social Service Partners Conference

Supporting Families Together

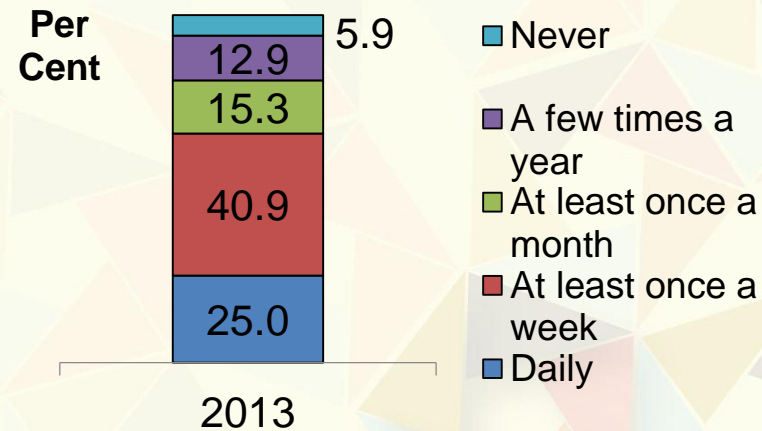
2015

Intergenerational Contact & Support of Older Persons

Frequency of Visits between Elderly HDB Residents and their Married Children, 2003, 2013



Keeping in Touch with Family Members whom Elderly HDB Resident Do Not Live With, 2013

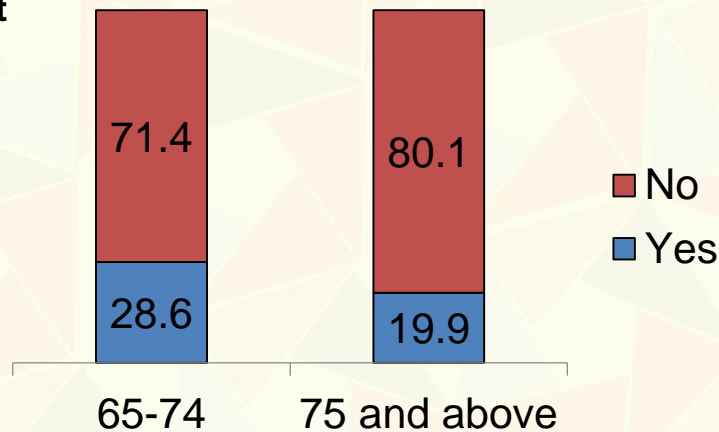


Source: Housing Development Board (Sample Household Survey 2013)

Intergenerational Contact with Grandchildren

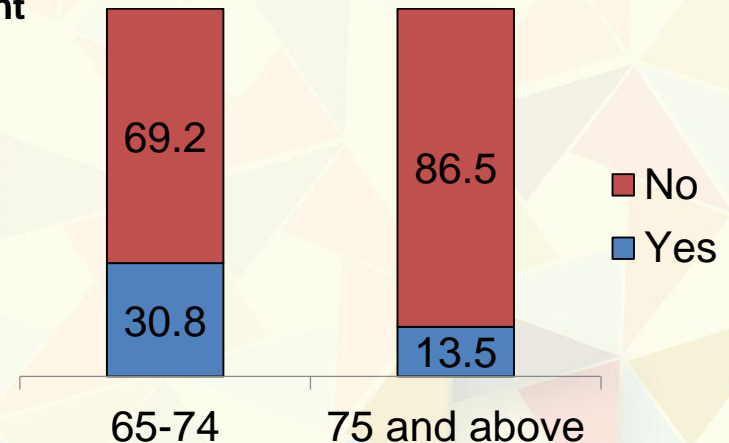
Respondents who Discussed their Personal Lives with Grandchildren, 2011

Per Cent



Respondents who Reported Looking after Grandchildren, 2011

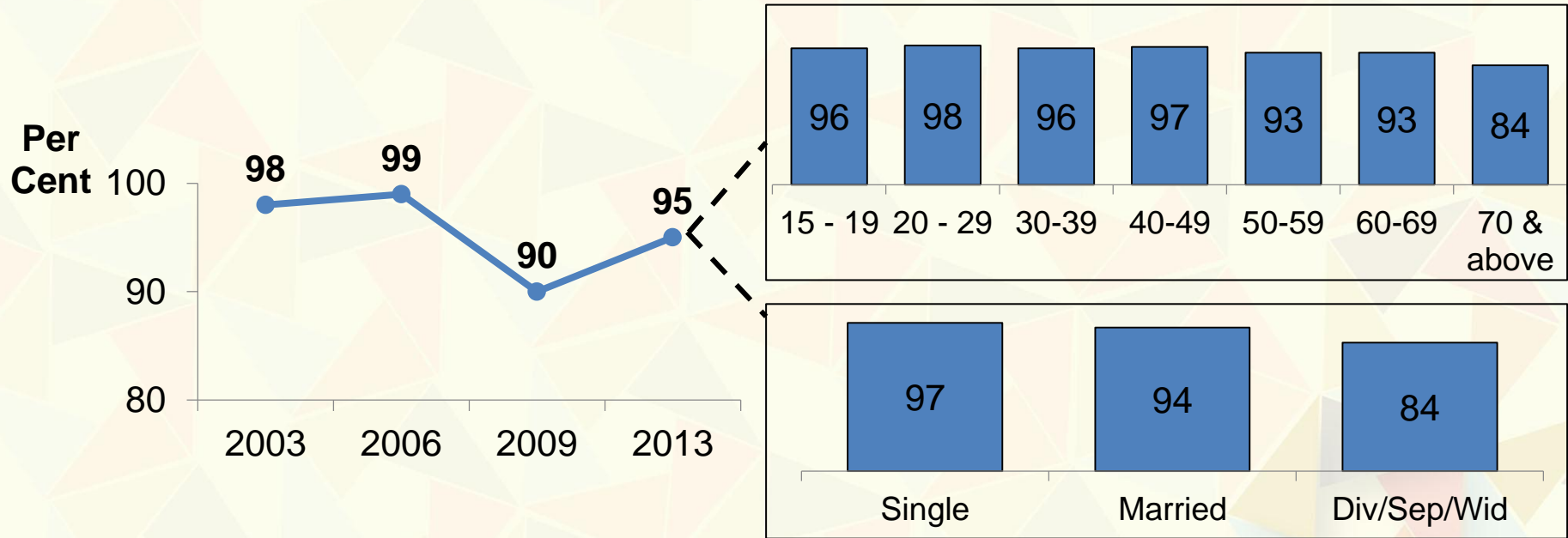
Per Cent



Source: Ministry of Social and Family Development (National Survey of Senior Citizens 2011)

Family as source of Financial Support

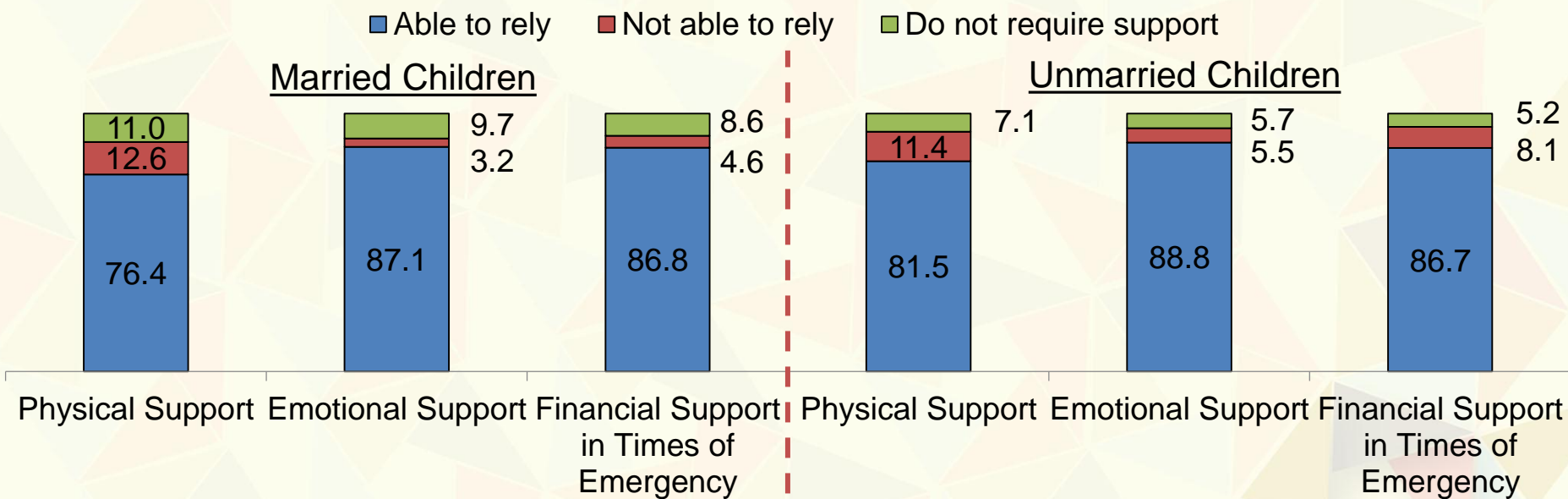
Respondents Agreeing with “I will give money to my family members if they are in need of financial support”, 2003 – 2013



Source: Ministry of Social and Family Development (Survey on Social Attitudes of Singaporeans)

Ability of Older Persons to Rely on Children

Elderly Residents' Reliance on Children for Physical, Emotional and Financial Support, 2013



Source: Housing Development Board (Sample Household Survey 2013)

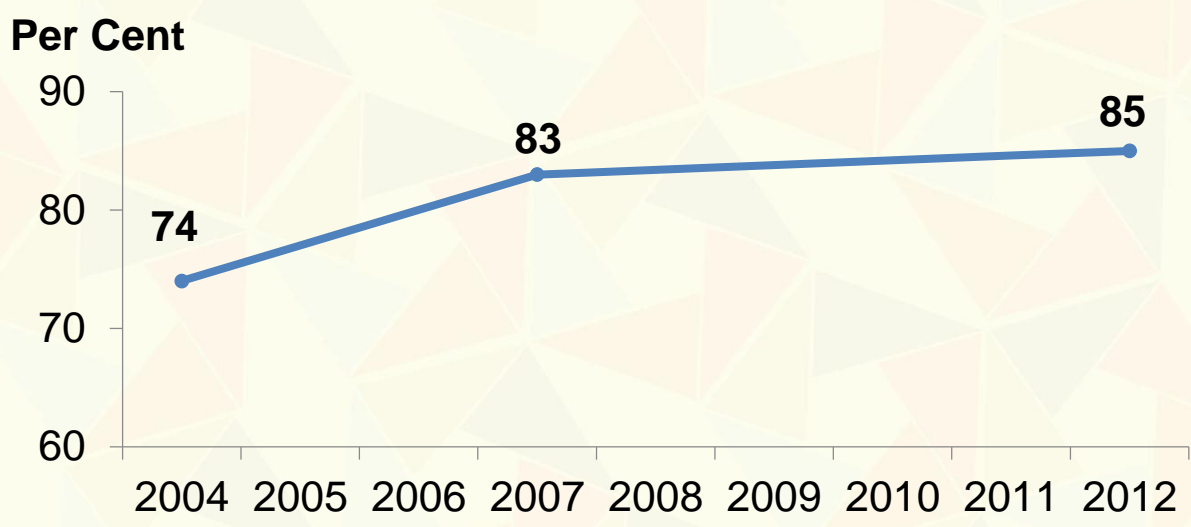
Social Service Partners Conference

Supporting Families Together

2015

Marriage Aspirations

Single Respondents who Desired to Get Married, 2004 – 2012



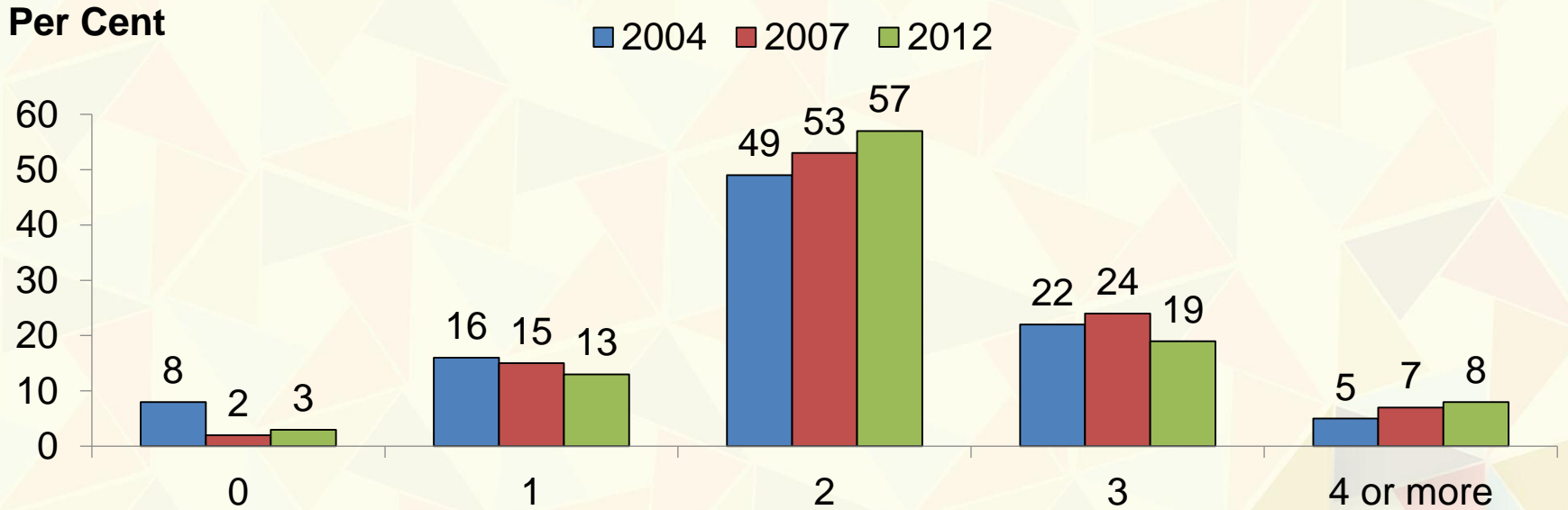
Source: National Population and Talent Division (Marriage and Parenthood Survey)

**Social Service
Partners Conference**
Supporting Families Together

2015

Parenthood Aspirations

Married Respondents' Intended Number of Children, 2004 – 2012



Source: National Population and Talent Division (Marriage and Parenthood Survey 2012)

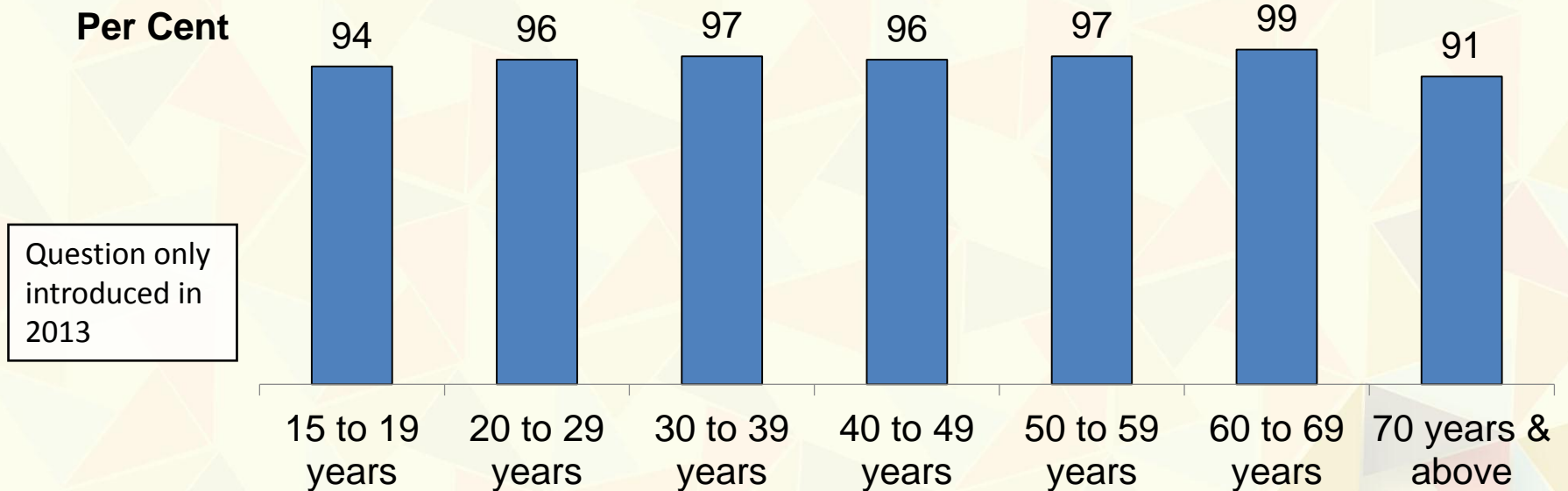
**Social Service
Partners Conference**

Supporting Families Together

2015

Filial Obligations

Respondents Agreeing with “Regardless of the qualities and faults of one’s parents, one must always love and respect them” by Age, 2013



Source: Ministry of Social and Family Development (Survey on Social Attitudes of Singaporeans)

**Social Service
Partners Conference**

Supporting Families Together

2015

Importance of Family Closeness

Youths' Responses to "How important are the following aspirations or life goals in your life?", 2010, 2013

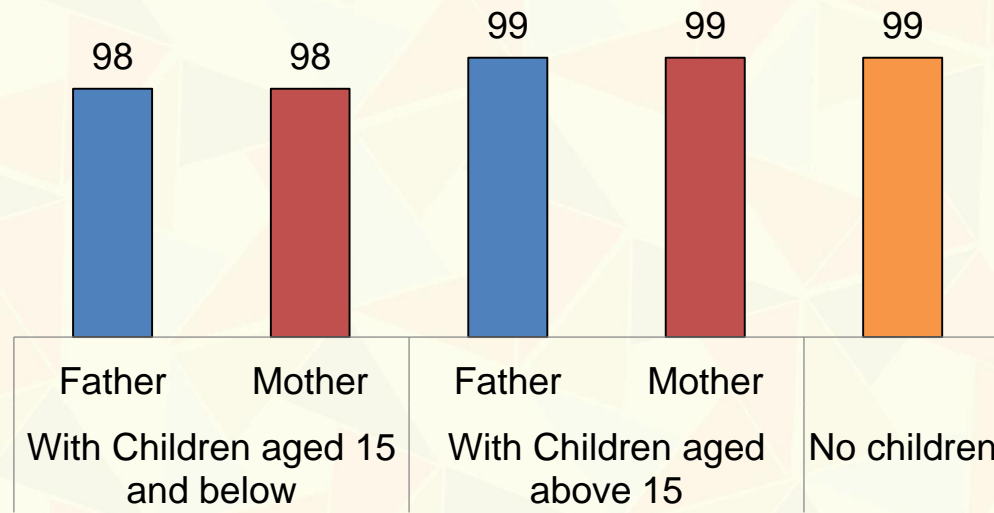
Youths' "Very Important" Life Goals (selected) [Per Cent]	2010	2013
To maintain strong family relationships	71	74
To have a place of my own ¹	NA	70
To acquire new skills and knowledge	57	65
To have a successful career	66	61
To earn lots of money	48	46
To get married	35	39
To have children	34	37

Source: National Youth Council (National Youth Survey 2013); [1] Item added in NYS 2013.

Responsibility for children

Respondents Agreeing with “In general, mothers and fathers should share the responsibilities for bringing up children, by Parental Status, 2009

Per Cent



Source: Ministry of Social and Family Development (Fatherhood Perception Survey 2009)

**Social Service
Partners Conference**

Supporting Families Together

2015

ACCOUNTING FOR FAMILY STRENGTH

**Social Service
Partners Conference**

Supporting Families Together

2015

Close housing
arrangements



What Structures Account for Family Strength

Availability of
Services to Help
with Family
Needs



Increased
Support at
Work for Family
Needs



**Social Service
Partners Conference**

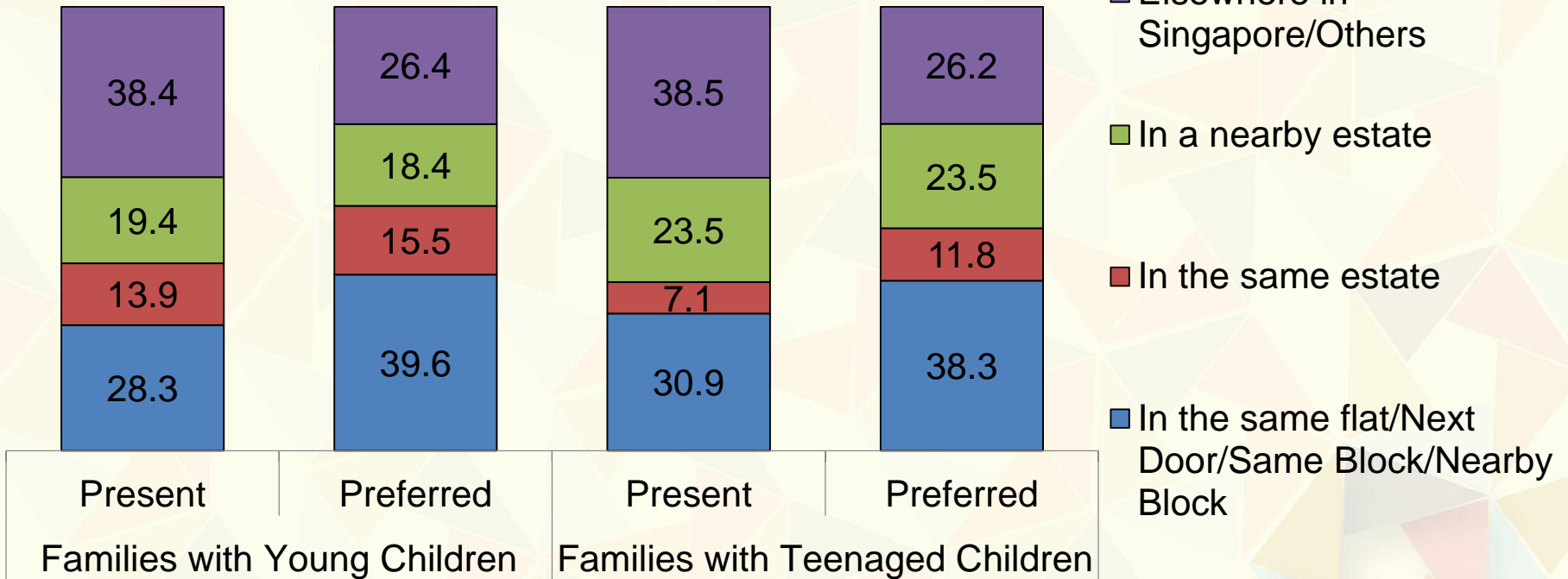
Supporting Families Together

2015

Close Housing Arrangements

Present and Preferred Physical Living Arrangement of Younger Married Residents vis-à-vis their Parents, 2013

Per Cent



Source: Housing Development Board (Sample Household Survey 2013)

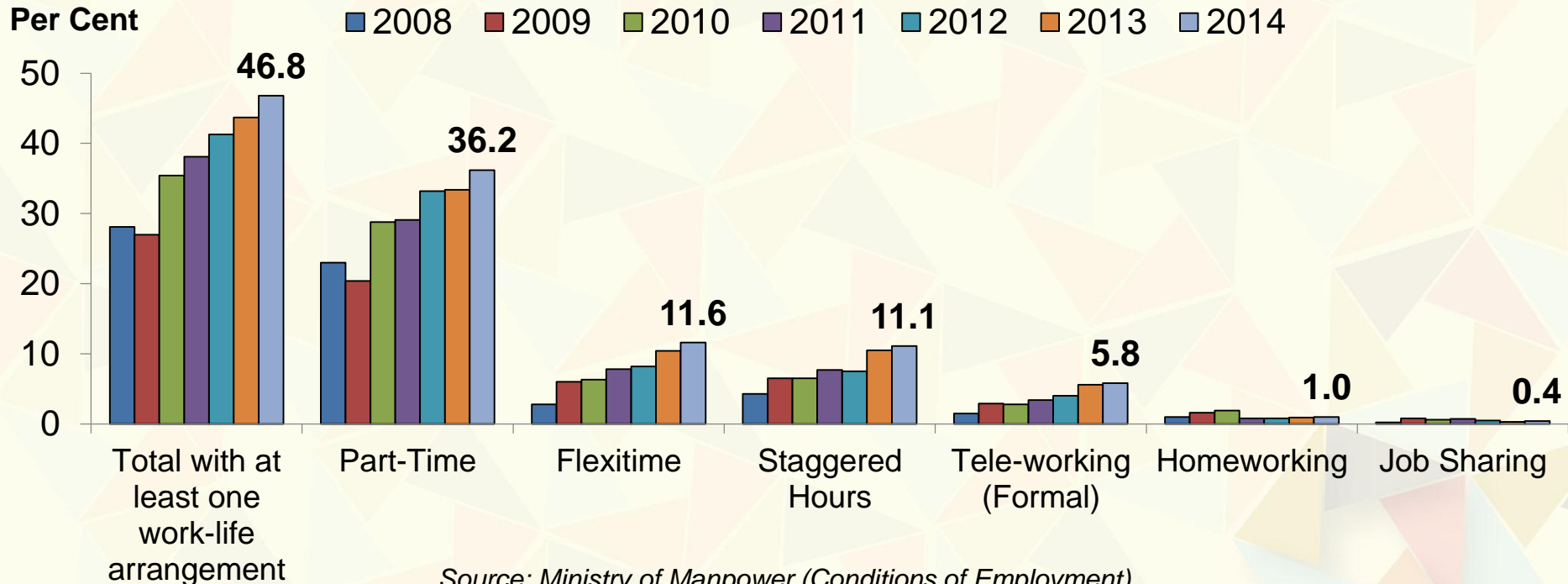
**Social Service
Partners Conference**

Supporting Families Together

2015

Increased Support at Work for Family Needs

Establishments Offering Flexible Work Arrangements, 2008 – 2014

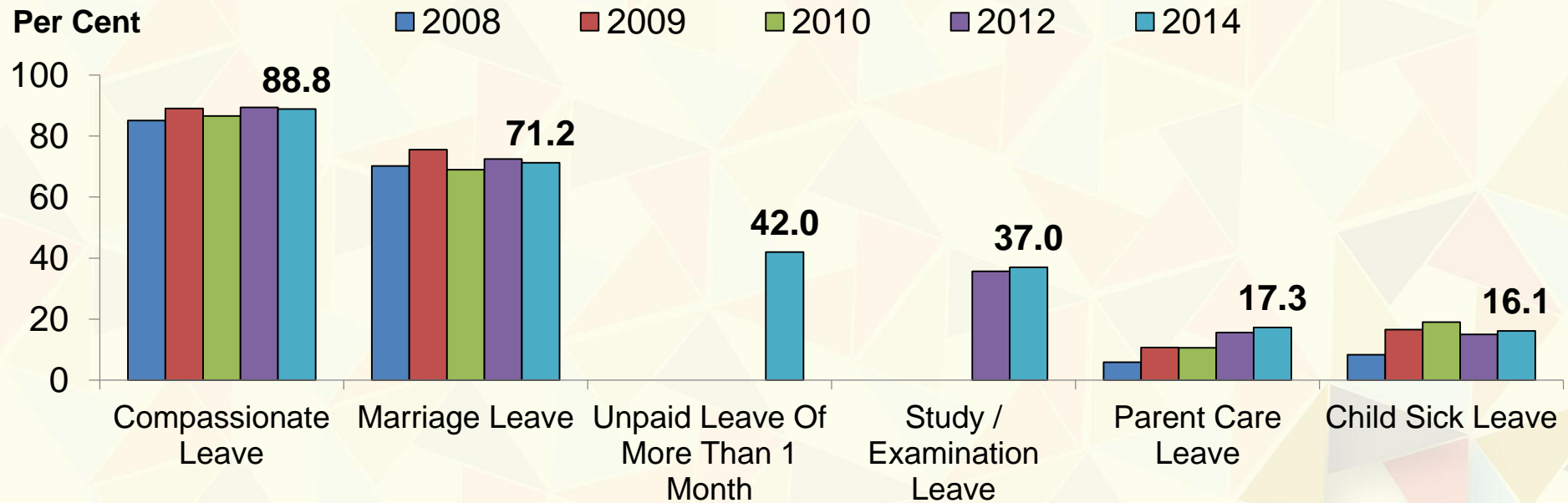


**Social Service
Partners Conference**
Supporting Families Together

2015

Increased Support at Work for Family Needs

Establishments that Provided Types of Non-Statutory Family-friendly Paid Leave, 2008 – 2014



Source: Ministry of Manpower (Conditions of Employment)

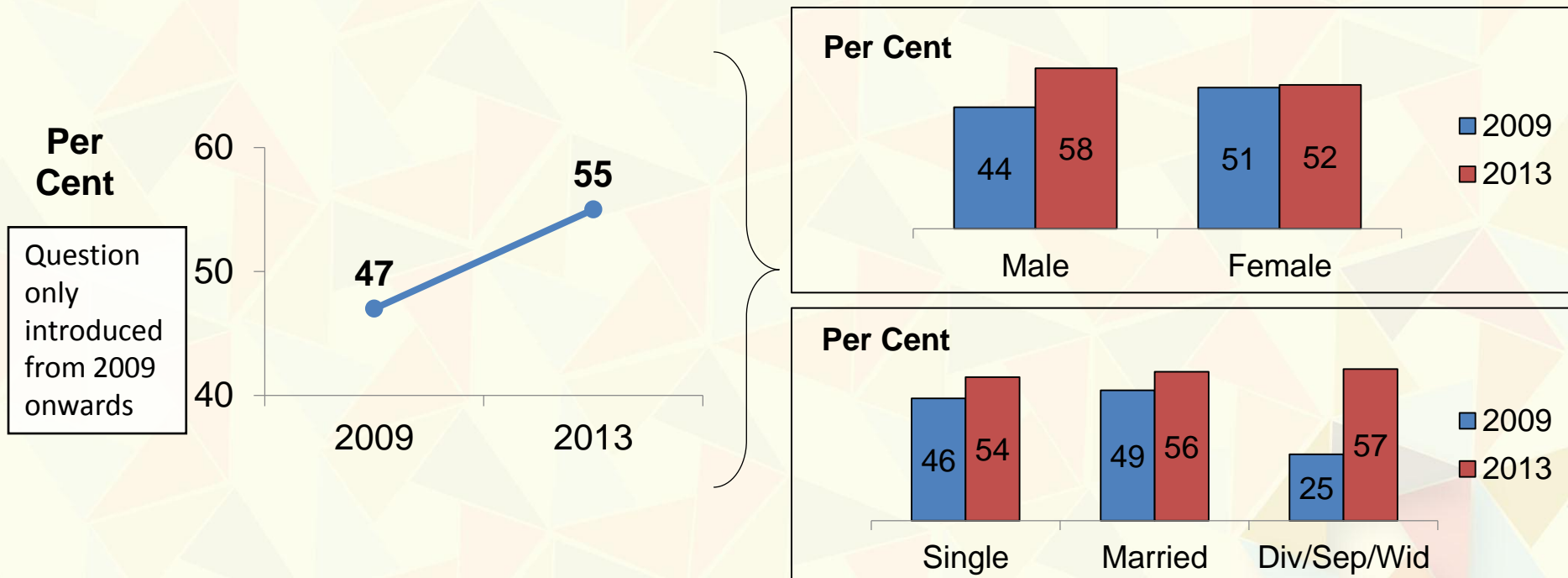
**Social Service
Partners Conference**

Supporting Families Together

2015

Work Demands may Interfere with Family Life for Some

Respondents Agreeing with “My job keeps me from spending the amount of time I would like to spend with my family”, 2009, 2013



Source: Ministry of Social and Family Development (Survey on Social Attitudes of Singaporeans)

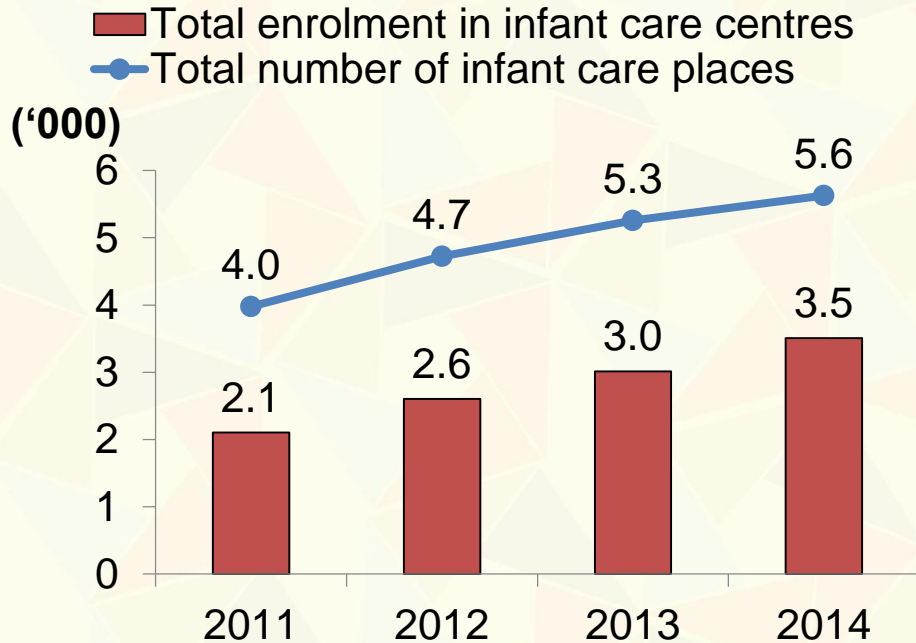
Social Service Partners Conference

Supporting Families Together

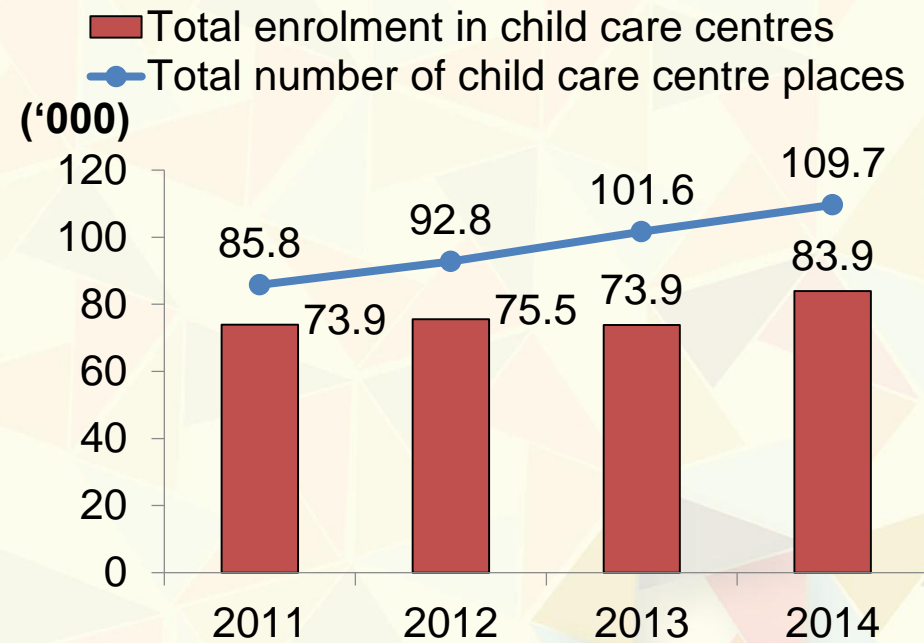
2015

Availability of Services for Family Needs

Infant Care Services, 2011 – 2014



Child Care Services, 2011 – 2014



Source: Early Childhood Development Agency

**Social Service
Partners Conference**

Supporting Families Together

2015

Availability of Services for Family Needs

Number of Social Assistance Cases by Schemes, 2005 - 2013

ComCare Schemes	2005	2007	2009	2011	2013
(I) ComCare Long Term Assistance					
No. of Public Assistance (PA) cases	2,965	2,928	2,920	3,034	3,164
(II) ComCare Short to Medium Term Assistance					
No. of Work Support Programme cases	NA	3,915	3,704	3,525	7,090
Number of ComCare Transitions cases	NA	NA	2,293	3,046	5,445
(III) ComCare Assistance for Children					
No. of Centre-based Financial Assistance Scheme for Childcare (CFAC) cases	4,720	3,111	3,657	5,708	6,879
No. of Kindergarten Financial Assistance Scheme (KiFAS) cases	6,586	7,504	9,162	9,693	9,499
No. of Student Care Fee Assistance Scheme (SCFA) cases	3,877	4,071	5,295	2,549	5,030

Source: Ministry of Social and Family Development

EMERGING TRENDS

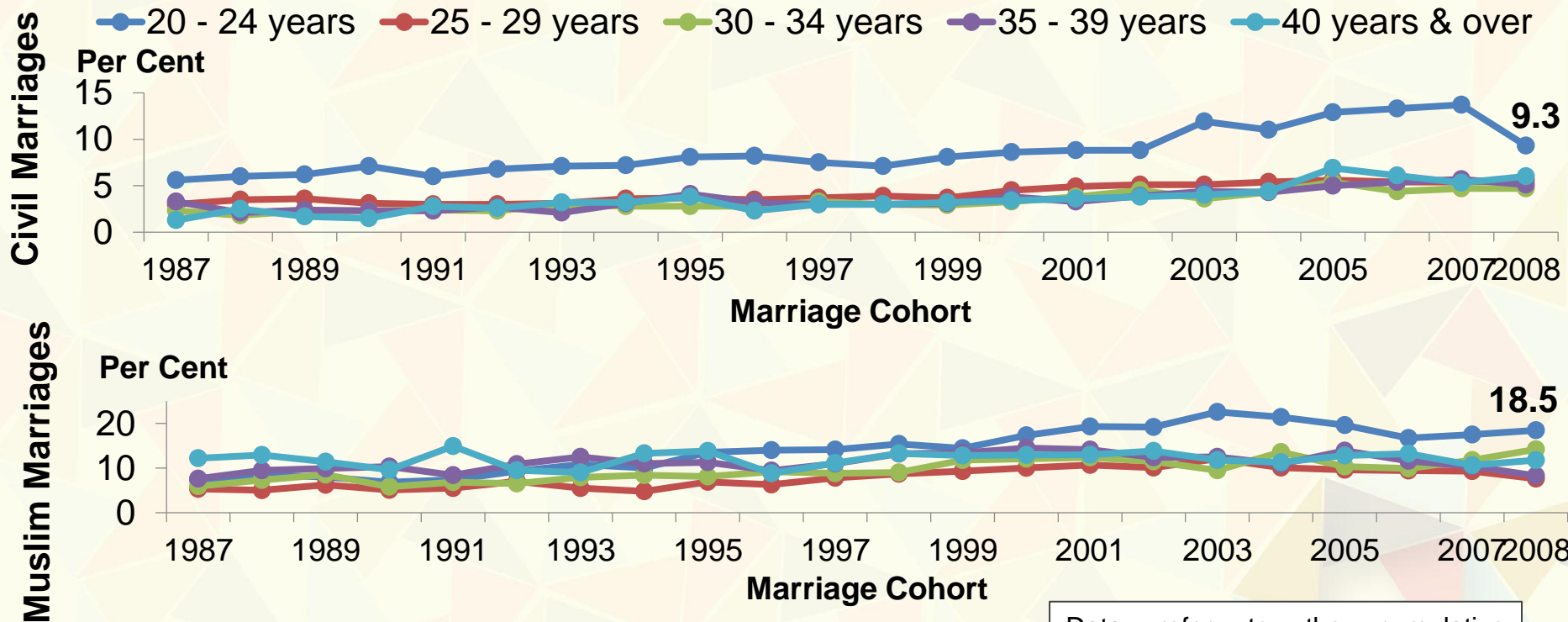
**Social Service
Partners Conference**

Supporting Families Together

2015

Divorces

Cumulative Proportion of Dissolved Resident Marriages before 5th Anniversary for Males by Age Group at Marriage and Type of Marriage



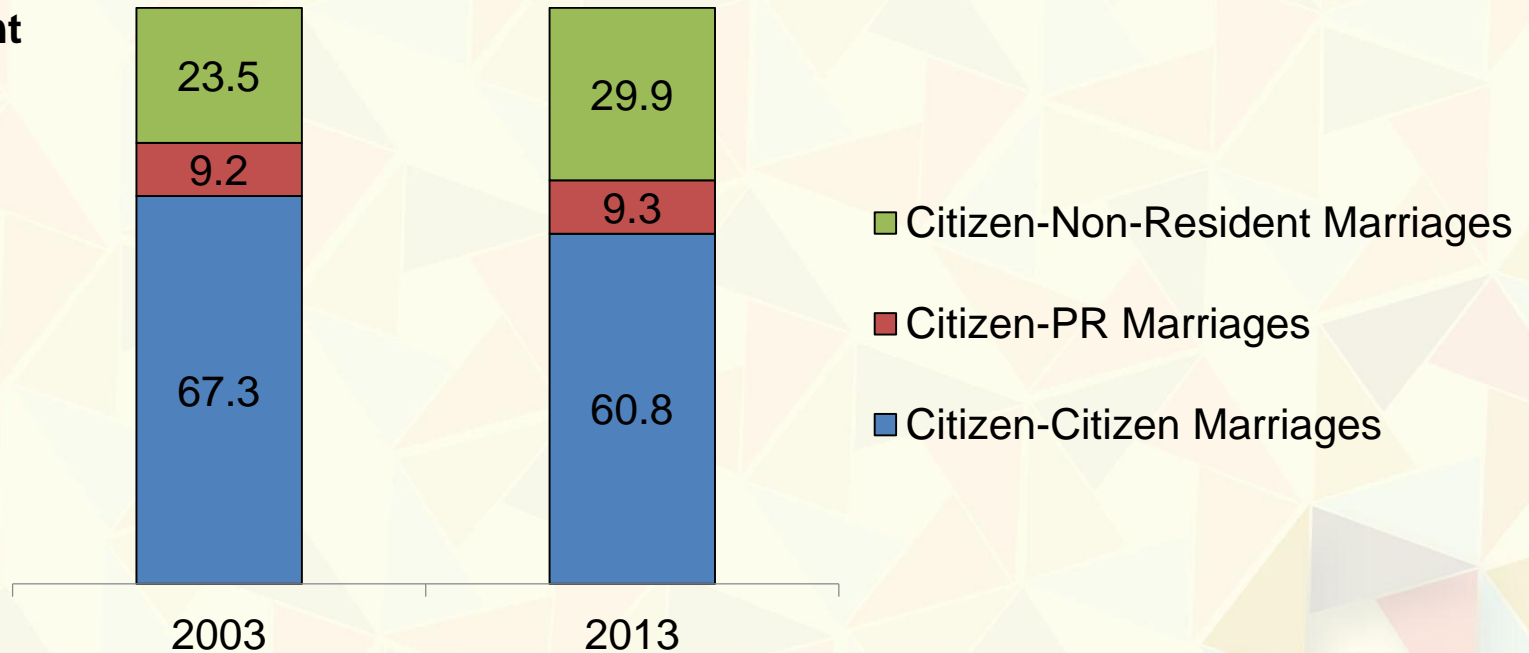
Source: Department of Statistics

Data refer to the cumulative proportion of divorces and annulments granted in Singapore by the Family Court, High Court and Syariah Court among resident marriages registered in Singapore with the Registry of Marriages (ROM) and Registry of Muslim Marriages (ROMM) before the 5th anniversary.

Transnational Families

Citizen Marriages by Residency Status of Couple, 2003 and 2013

Per Cent



Source: Department of Statistics

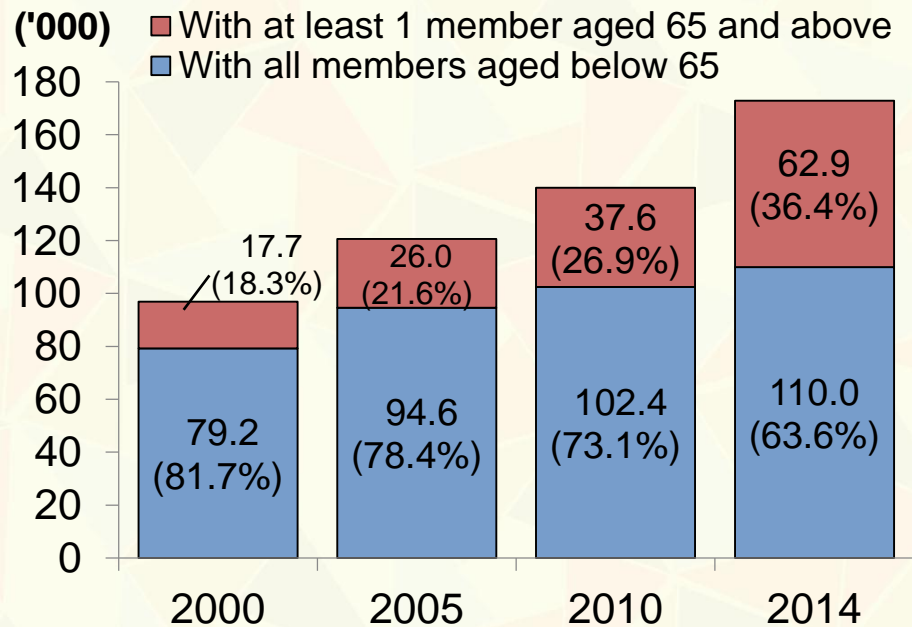
**Social Service
Partners Conference**

Supporting Families Together

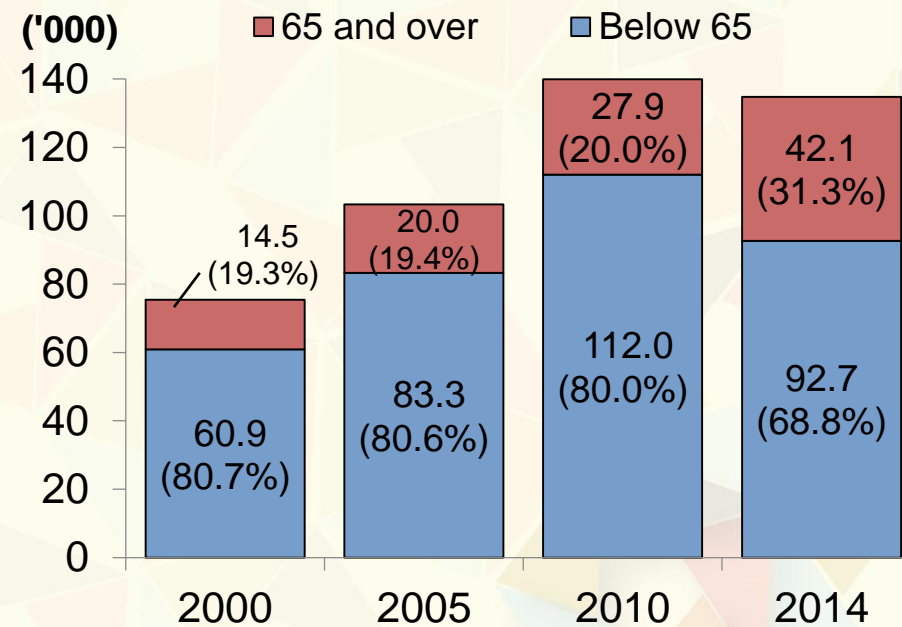
2015

Growing Non-Nuclear Forms of Households

Married without Co-Residing Children Households by Presence of Member Aged 65 Years and Over, 2000 – 2014



One-Person Households by Age of Head of Household, 2000 – 2014



Source: Department of Statistics

Social Service Partners Conference
Supporting Families Together

2015

THANK YOU

**Social Service
Partners Conference**

Supporting Families Together

2015