



Peer 2 Peer University

building community through peer
learning networks



Learn Better, Together

Born out of the 2008 Cape Town Open Education Declaration, P2PU is a US-based non-profit organization that cultivates peer-learning communities in public spaces around the world.

Our vision:

- Knowledge should be freely shared
- Learning is best done with others
- Education is a social good

A note on terminology...

- OER (Open Educational Resource)
- MOOC (Massive Open Online Course)
- Online course
- Online learning resource

**Anybody can learn
anything, anywhere,
for free.**

Anybody who has had their various needs met (including child care and learning disabilities), the mental capacity to take on the work, curiosity, access to technology and learning resources, and reading and digital literacy **can learn anything** that is accessible to them and not censored, recognizing that what they can learn is likely influenced by dominant (i.e. Western) forms of knowledge production and furthermore that this knowledge is likely limited to theory as the internet can't teach you how to ride a bike, **anywhere** they feel safe and have access to electricity, the internet and/or offline learning resources, **for free**, except nothing is actually free.

**courses should help
us formulate
questions, not tell us
answers.**

What we like about online learning

- Remixing culture
- Open source / contributing to the commons
- Expertise can be refined over time - knowledge isn't static
- Switching between linear and modular learning formats
- Easy to access and share (in theory)

How do we activate online learning along these same value system?

P2PU and learning circles

We manifest our vision through **learning circles**: free lightly-facilitated study groups for people who want to meet regularly and learn together.



4 components of a learning circle



Learners and a
facilitator
meet...

4 components of a learning circle



Learners and a
facilitator
meet...



in a public space
like a library, or in a
virtual space...

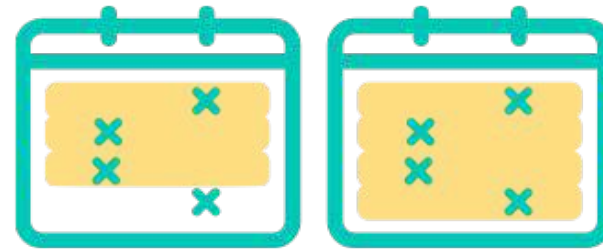
4 components of a learning circle



Learners and a
facilitator
meet...



in a public space
like a library, or in a
virtual space...



for regular meetings
(2hr/week, 6-8 weeks)...

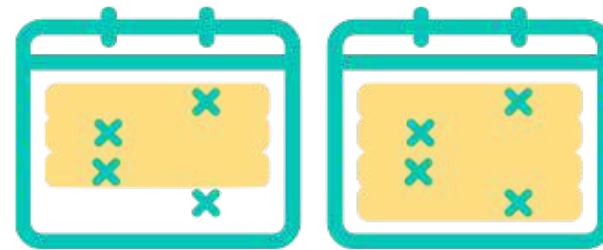
4 components of a learning circle



Learners and a
facilitator
meet...



in a public space
like a library, or in a
virtual space...



for regular meetings
(2hr/week, 6-8 weeks)...



to learn about a
topic together.

Facilitators

A guide, not a teacher or expert

Flexible and responsive

Often library professionals

Work through course with learners



Learners

Mostly adults

Different motivations for participation

Great intro to online learning

Online and in-person



Libraries



Access for all

Open ended learning

“The peoples university”

1. Check in

First, there is a check-in to hear how everyone is doing, what they are working on today, and where they might need help.

2. Coursework

The heart of the learning circle is working through course materials. This can be done individually, in small groups, or all together gathered around a single computer or projector.

3. Activity

Often times a group activity can support peer learning and bridge the gap between the online course and real life.

4. Reflection

A planned closing space helps the group collectively consider what was covered during the meeting and provide feedback to guide their experience moving forward.

Courses from around the web

- Open access (or at least free to use)
- Primarily in English, Spanish, German, and Portuguese (for now)
- Facilitators contribute courses, leading to diverse array of topics

Platform Courseera

Access Always available

MORE DETAILS

USE THIS COURSE

How to be an LGBTQ+ Ally

★★★★★

3 RATINGS | USED IN 1 LEARNING CIRCLE

This webinar covers foundational information related to serving LGBTQ youth and families. Topics include key terminology and concepts, an overview of the barriers faced by LGBTQ youth and families in child welfare, and the steps all service providers can take to overcome these barriers in order to create a welcoming environment.

Topics [lgbtq+, ally](#)

Provider All Children, All Families

Platform Human Rights Campaign

Access Always available

MORE DETAILS

USE THIS COURSE

Martin Luther King's Letter from Birmingham Jail

★★★★★

2 RATINGS | USED IN 4 LEARNING CIRCLES

A conversation about justice, extremism and activism

Topics [social justice, activism](#)

Provider Acumen

Access Always available

MORE DETAILS

USE THIS COURSE

Learn To Write Fiction

★★★★★

34 RATINGS | USED IN 13 LEARNING CIRCLES

In this course you will learn about writing the genres, character development, setting & basic world building, plot & structure, description, dialogue & action, and revision & self-editing.

Topics [writing, fiction, story, english, CPL](#)

Provider

Topics [3d design](#)

Provider Autodesk

Platform Tinkercad

Access Always available

MORE DETAILS

USE THIS COURSE

Learning about Learning Circles

★★★★★

13 RATINGS | USED IN 13 LEARNING CIRCLES

This is a openly-licensed online course about learning circles, created by Peer 2 Peer University. The course is divided into six modules, which can be explored in between 20-80 minutes each.

Topics [p2pu, learning, education, learningcircles](#)

Provider P2PU

Platform P2PU

Access Always available

MORE DETAILS

USE THIS COURSE

How to Cook Healthy Meals

★★★★★

2 RATINGS | USED IN 19 LEARNING CIRCLES

Learn how to eat healthy, save money and cook easy, tasty recipes with the EatFresh.org Mini Course. Available in English and Spanish. Use referral code P2PU when you create an account.

Topics [food, cooking](#)

Provider eatFresh.org

Access Always available

MORE DETAILS

USE THIS COURSE

Fundamentals of Public Speaking

★★★★★

49 RATINGS | USED IN 37 LEARNING CIRCLES

Learn the principles of public speaking by critically

MORE DETAILS

USE THIS COURSE

Basic Computer Skills

★★★★★

76 RATINGS | USED IN 60 LEARNING CIRCLES

This course offers a variety of sections which covers different basic computer skills

Topics [computer, digital literacy](#)

Provider wisc-online

Access Always available

MORE DETAILS

USE THIS COURSE

21 Day Racial Equity & Social Justice

★★★★★

15 RATINGS | USED IN 8 LEARNING CIRCLES

This 21-Day Racial Equity and Social Justice Challenge asks participants to make daily time to build more effective social justice habits--particularly those dealing with issues of race, power, privilege and leadership--for 21 days. The challenge will help us discover how racial inequity and social injustice impact our community, to connect with one another and identify ways to dismantle racism and other forms of discrimination.

Topics [antiracism, social justice, discrimination](#)

Provider YWCA Greater Cleveland

Access Always available

MORE DETAILS

USE THIS COURSE

3D Design Basics

★★★★★

5 RATINGS | USED IN 5 LEARNING CIRCLES

Learn basic 3D modeling skills using the free tool Tinkercad. We will create a simple 3D object from scratch.

Topics [3d design](#)

Provider Autodesk

Platform Tinkercad

What we look for in a course

- Project based > theoretical
- Personal > “objective”
- Group discussion > “user interaction”
- Transparency > hierarchy
- Connected > siloed
- Open > closed (including no logins!)
- Low bandwidth > Bells and whistles

Learning Resources

https://www.p2pu.org/en/learning-resources/

P2PU

START A TEAM CREATE AN ACCOUNT LOG IN

Explore Learning Circles Knowledge Base Community Teams About Help

Learning Resources


Browse guides to popular learning circle topics and select materials for your learning circle from our library of free learning resources, tested and curated by the P2PU community.

Don't see what you're looking for?


ADD A RESOURCE

CREATE A RESOURCE


Topic Guides



Antiracism



Business and



Climate Change

P2PU Knowledge Base - P2PU K X +

← → ↻ <https://docs.p2pu.org> ☆ 🔍 Search

P2PU Knowledge Base P2PU Home Forum Help 🔍 Search...

P2PU Knowledge Base

Frequently Asked Questions


METHODOLOGY

- Learning Circle Checklist
- Meeting Structure
- Group Expectations

LEARNING RESOURCES

- Setting Intent
- Choosing a Course
- Searching for Courses
- Evaluating Courses
- Facilitator Guides
- Creating a Course


FACILITATION

 Powered By GitBook

Setting Up Meeting Spaces

P2PU Knowledge Base

A comprehensive resource all about learning circles: how they work, how to start one, and how to enjoy the process!



Learning circles are free, lightly-facilitated study groups that meet regularly to learn from open

Events

https://www.p2pu.org/en/events/

P2PU

START A TEAM CREATE AN ACCOUNT LOG IN

Explore Learning Circles Knowledge Base Community Teams About Help

Events

Subscribe to the P2PU Community Calendar to add our public events directly to your personal calendar. [Join our newsletter](#) to get our latest news delivered straight to your inbox (~6 emails/year).

Upcoming events ▼ 📅 Subscribe

- Credit Bearing Facilitator Training (Rhode Island/CU)** RSVP
Thursday, February 17 · 3:00 – 5:00pm (EST)
- P2PU Monthly Facilitator Call** RSVP
Wednesday, March 2 · 12:00 – 1:00pm (EST)
- P2PU Quarterly Community Call** RSVP
Wednesday, March 16 · 12:00 – 1:00pm (EDT)
- P2PU Monthly Facilitator Call** RSVP
Wednesday, April 6 · 12:00 – 1:00pm (EDT)
- P2PU Monthly Facilitator Call** RSVP
Wednesday, May 4 · 12:00 – 1:00pm (EDT)
- P2PU Monthly Facilitator Call** RSVP

Facilitator Dashboard

https://learningcircles.p2pu.org/en/

P2PU

START A TEAM CREATE AN ACCOUNT LOG IN

Explore Learning Circles Knowledge Base Community Teams About Help

Learning Circle Dashboard

Join us for our Monthly Facilitator Call on Wednesday, March 2nd at 12pm EST!

SEE ALL EVENTS

Getting Started Using The Tools Help

My Learning Circles

You must be logged in to see your learning circles. LOG IN OR REGISTER

[Start a learning circle](#)

Courses I've Added

You must be logged in to see your courses. LOG IN OR REGISTER



Creative community solutions



Phone learning circles

Barbara in Los Angeles worked with learners to learn languages in Zoom-powered conference calls



WhatsApp-powered education

Yusuf in Kenya distributed low-bandwidth learning materials and pre-loaded smartphones to deliver learning content to his participants, then kept in touch via WhatsApp



Virtual/analog hybrid

Nicole in Köln, Germany pioneered hybrid learning circles in the summer, a strategy now being investigated by multiple libraries for 2022



Makerspace access

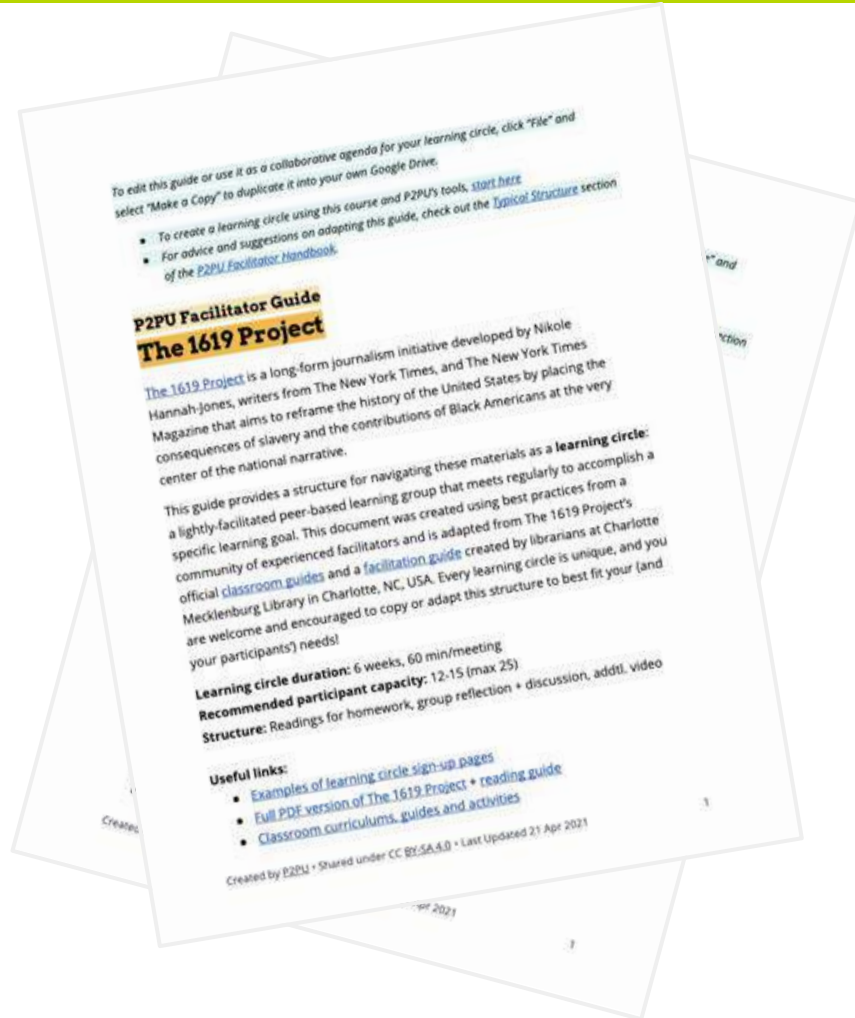
Andrea at St. Paul Public Library connected learners with library facilities by teaching digital 2D design skills, then laser-cutting and delivering the final projects

**community
partnerships start
with shared values**

Collaborating with partners

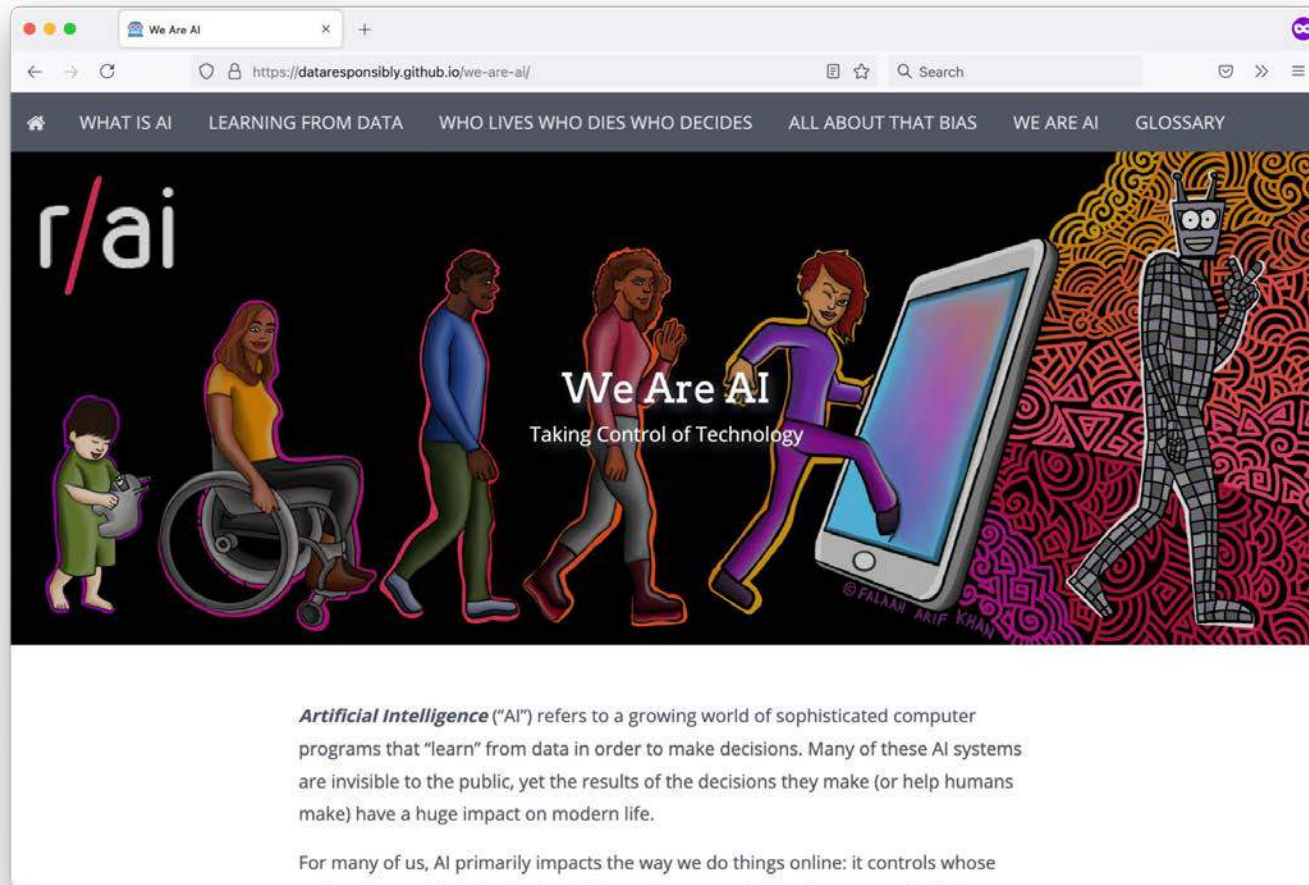
- Started as learning circle hosts
- Public libraries are a natural partner for our work, but not the only partner!
- Partners finding new ways to be involved
 - Create courses for learning circles
 - Run learning circles for professional development
 - Build networks between organizations across a city

Responding to immediate needs



CHARLOTTE MECKLENBURG
LIBRARY

Disseminating research

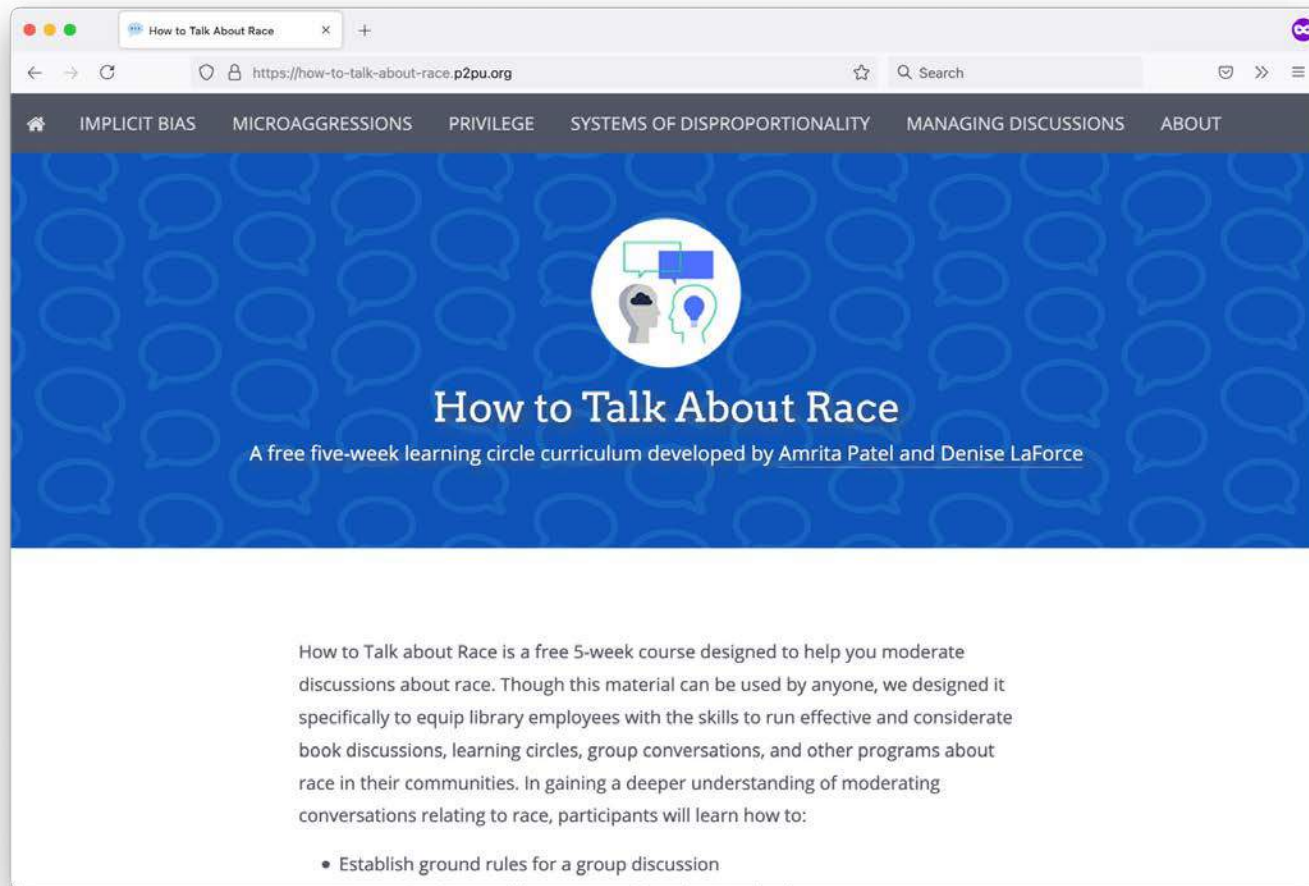


NYU



QUEENS PUBLIC LIBRARY

Building professional community



How to Talk About Race

A free five-week learning circle curriculum developed by Amrita Patel and Denise LaForce

How to Talk about Race is a free 5-week course designed to help you moderate discussions about race. Though this material can be used by anyone, we designed it specifically to equip library employees with the skills to run effective and considerate book discussions, learning circles, group conversations, and other programs about race in their communities. In gaining a deeper understanding of moderating conversations relating to race, participants will learn how to:

- Establish ground rules for a group discussion



Connecting across organizations

Leveraging Learning from Life

An open course on how to name, claim, & leverage learning from across your life.

What? While school records are a dominant way of documenting learning, most learning does not happen in school. In this learning circle, you will learn strategies for identifying, evaluating, and documenting the learning that you have gained beyond school.

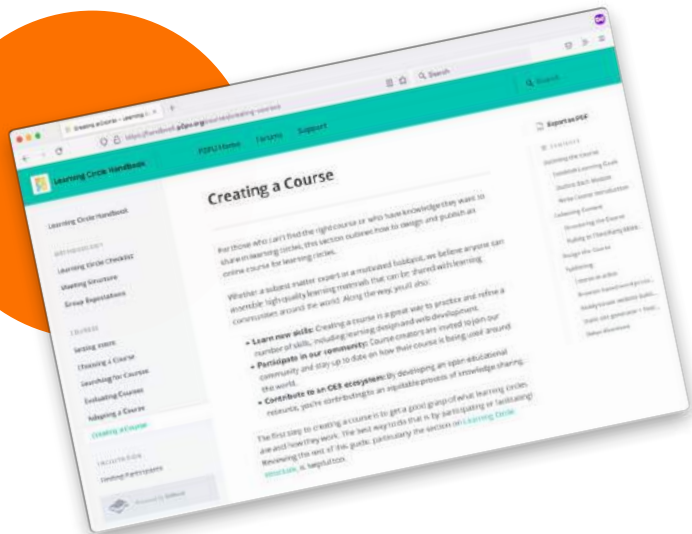
Why? At the end of this learning circle, you will be better prepared for job interviews and/or for conversations with your current employer about your strengths. In addition, if you wish to complete a bachelor's degree, you will have earned credit toward your



Adapting and developing new courses

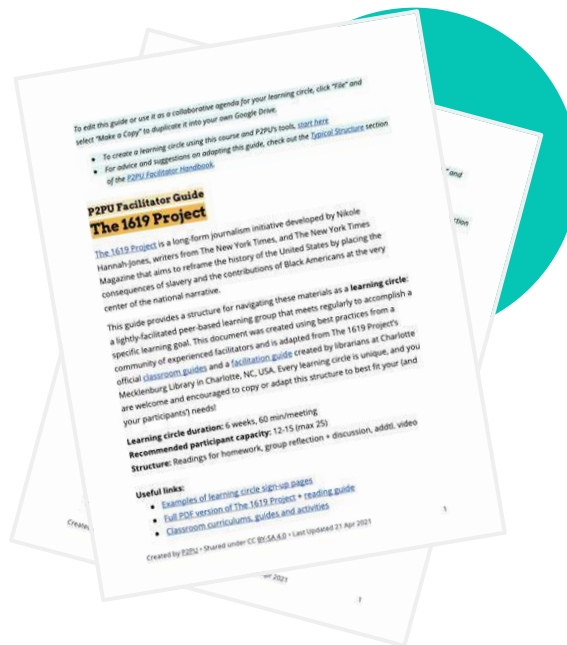
Course Creation Guide:

The fundamentals of designing courses for learning circles.



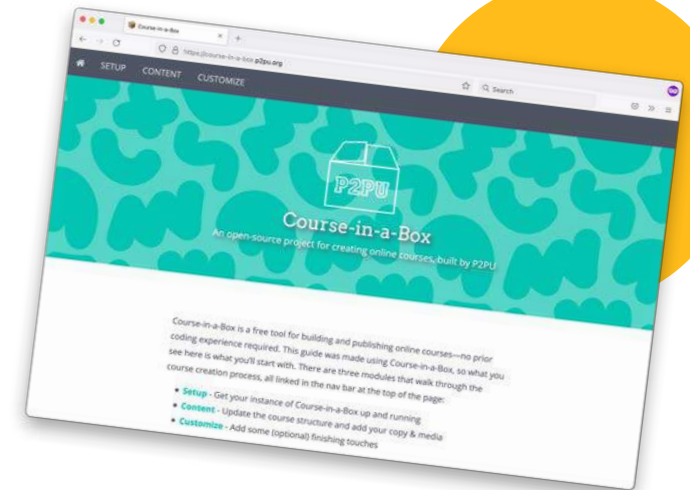
Facilitator Guide:

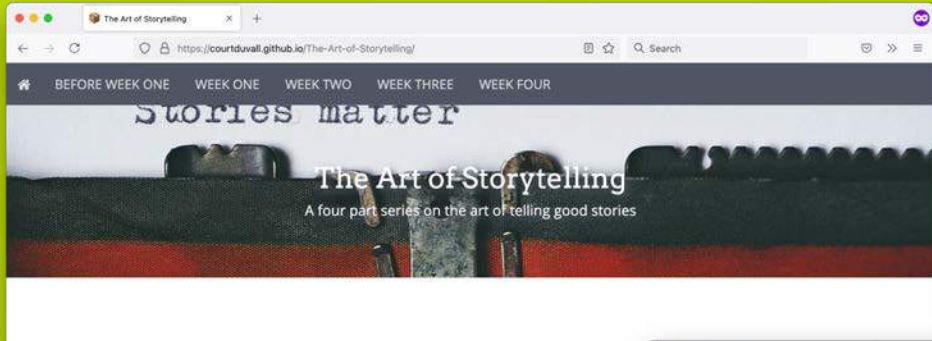
Lightweight templates designed to “learning circlify” existing learning resources.



Course-in-a-Box:

Our free tool for building and publishing online courses, now improved for those without prior coding experience.



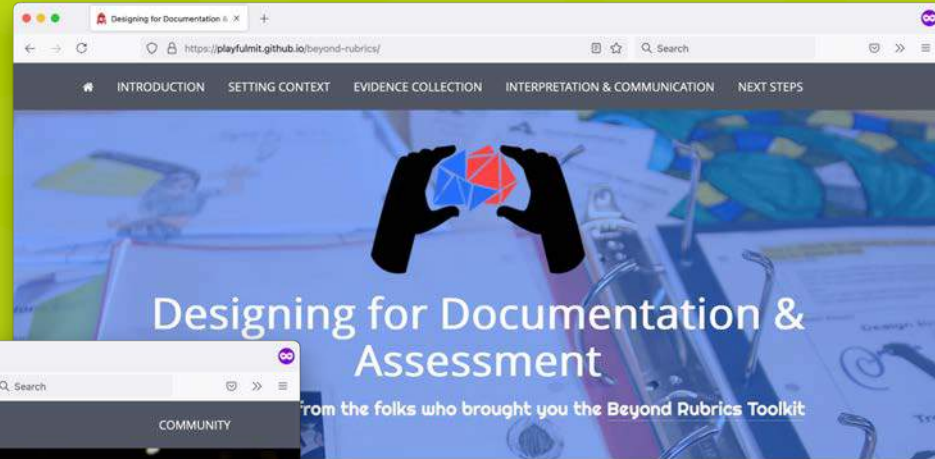


Welcome to The Art of Storytelling, a four part course focused on the art of telling good stories.

Participants in this course will analyze the toolkit document, [Telling Stories: A Toolkit for Exploring your Potential as a Storyteller](#) to learn more about the craft of storytelling and will discover techniques and exercises to become better storytellers. This document was created from the collaboration of the International Storytelling Center and Partners for Democratic Change.

Videos taken from the [The International Storytelling Center's YouTube page](#) provide examples of veteran storytellers practicing their craft for examination, discussion, and enjoyment.

Designed with Learning Circles in mind, this course hopes to also facilitate



Beyond Rubrics in maker-centered classrooms and makerspaces.

While maker-centered learning has many benefits for students, one of the greatest challenges of implementing maker-centered learning in K-12 schools is the question of how to assess collaborative, student-driven learning.



Create and sustain effective makerspaces in your community

An open online course from the folks who brought you Making and Learning



Why Queer Cinema?

Welcome to my curriculum on queer cinema, designed for high school students. Cinema studies is a field that receives little attention in high schools, despite the significance of audiovisual communication in adolescents' daily lives. Armed with the disciplinary tools of cinema studies, adolescents can be better equipped to critically examine the media that surrounds them. Additionally, analysis of film and television is highly engaging to many high school students, and high engagement with the primary texts of this course will lead students to higher engagement with the rigorous secondary texts in this course, which consist largely of queer theory and film criticism works. Ultimately, the goals of this course are to sharpen students' analytical skills, engage them with core concepts in cinema and queer theory, and help them critically deconstruct and challenge homophobia and transphobia.

Purpose

The purpose of this course is to introduce students to two fields: cinema studies and



**what if your
organization was the
facilitator of a peer
learning network?**



Thank You!

p2pu.org
grif@p2pu.org