

Ninth Family Research Network (FRN) Forum

*“Nurturing Our Young –
Parenting in the 21st Century”*

Tuesday, 5 February 2013

MND Auditorium, Annexe A - Level 2, MND Building

Parenting Practices & Parent-child Relations in Singapore

Singapore Children's Society





Today's Focus

Parenting Project

CSEW

**Children's Views
Mother vs. Father**

Disciplinary Practices

**Frequency
Effectiveness**

Parenting Practices

Frequency

Parent-child Relations & Emotional Well-being

Frequency

Care Arrangements

**Actual Preferred
(Age 0 –12)**

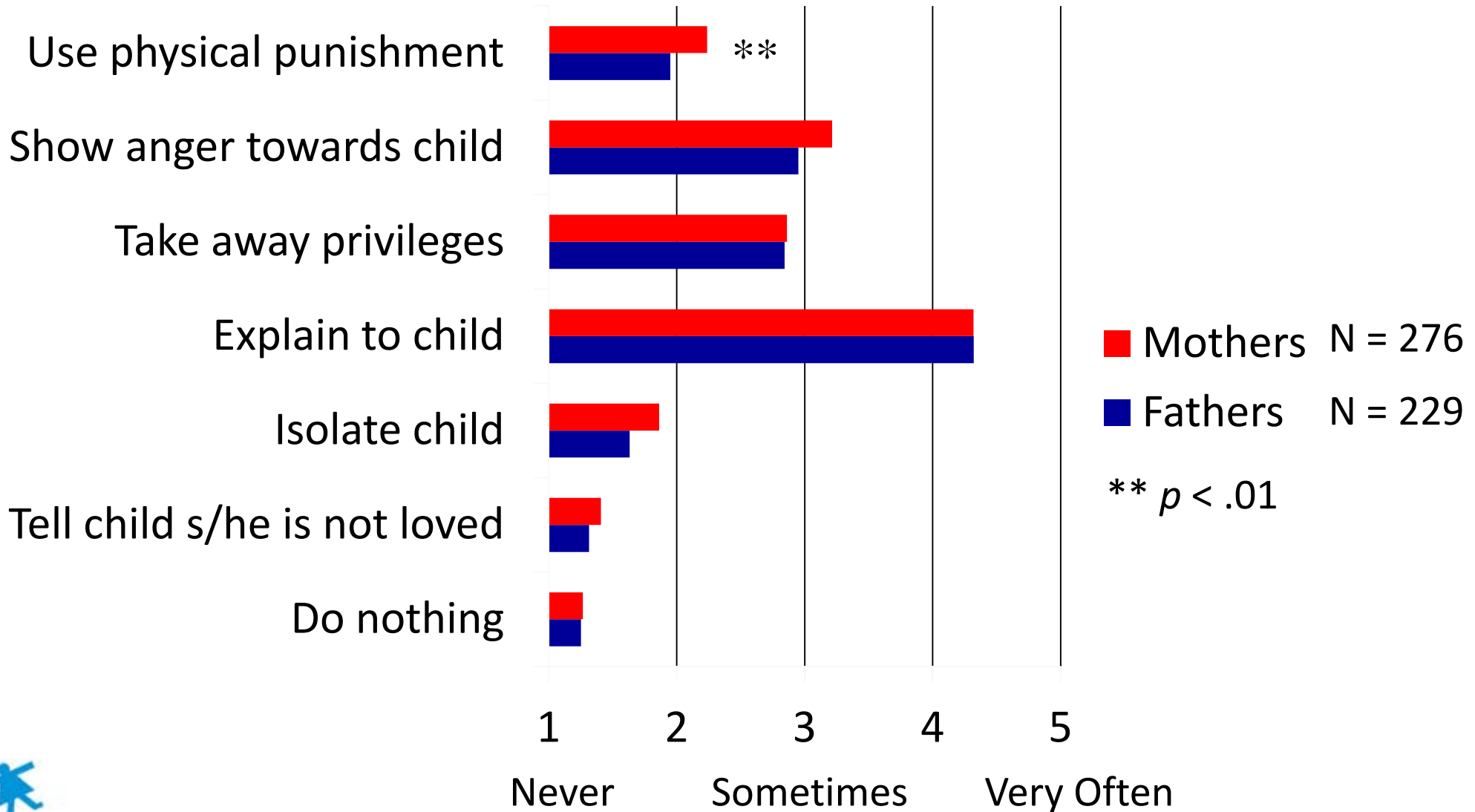


About the Samples and Procedure

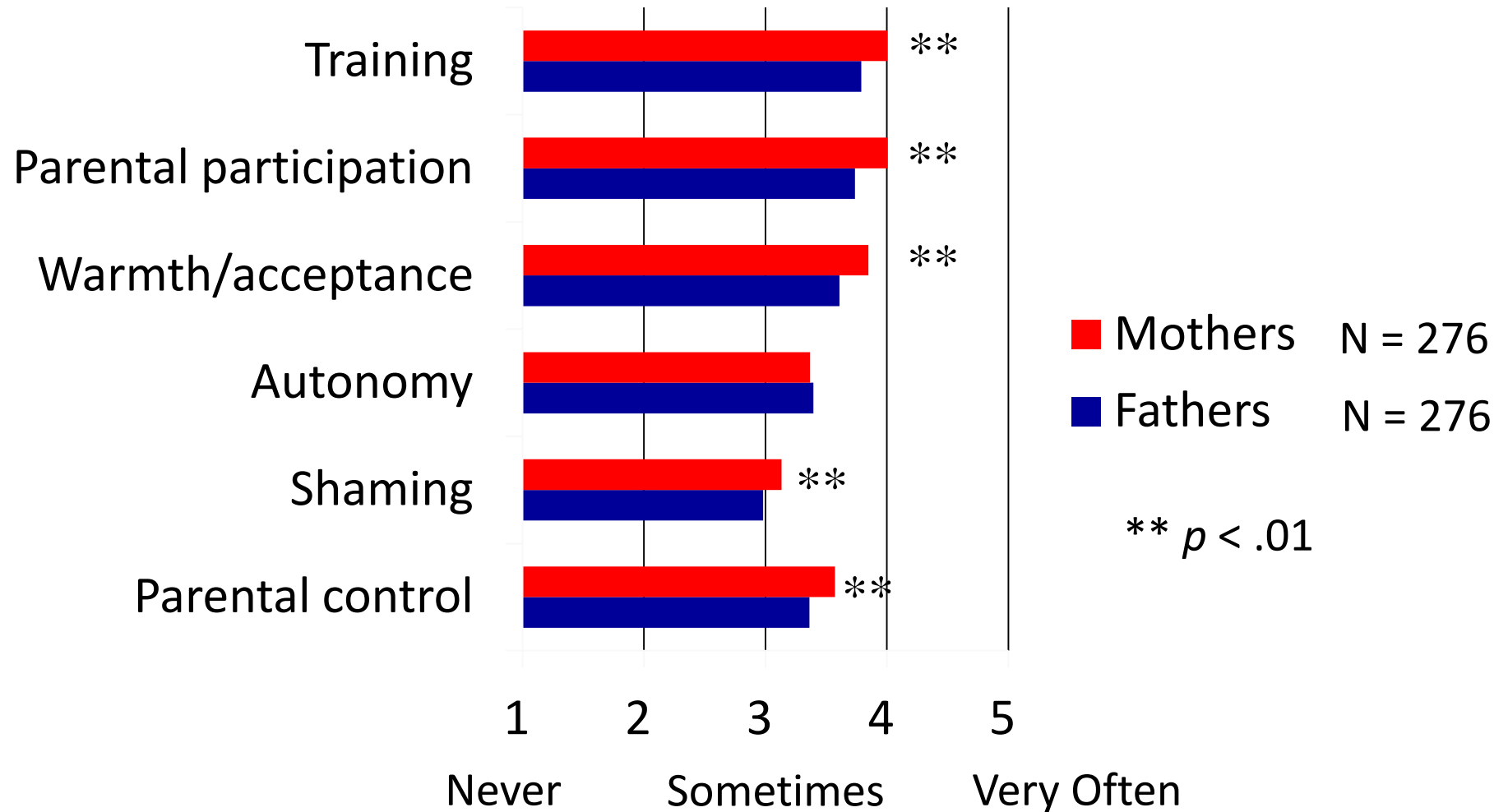
| Parenting Project | CSEW Study |
|---|---|
| <ul style="list-style-type: none">• 533 parent-child dyads• Children: 10 – 12 years old• Chinese (69%); Malays (19%); Indians (9%); Others (3%)• 90% of parents had secondary education and beyond | <ul style="list-style-type: none">• 906 parent-child dyads• Children: 6 – 12 years old• Chinese (70%); Malays (19%); Indians (10%); Others (1%)• 61% of parents had secondary education and beyond |

- Structured questionnaires by trained interviewers
- Parents and children interviewed concurrently, but in separate rooms

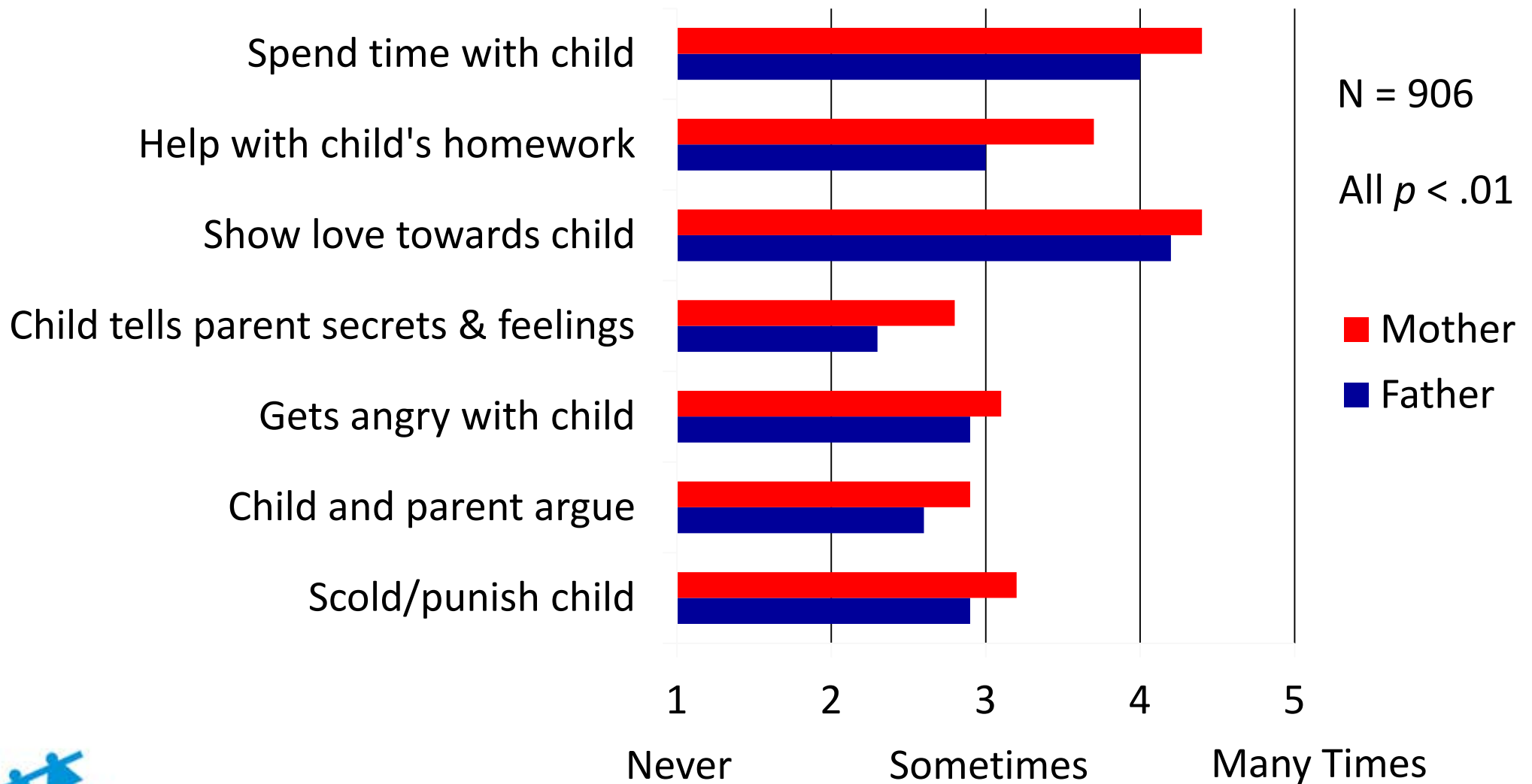
Frequency of Disciplinary Practices Used (Parents' Views)



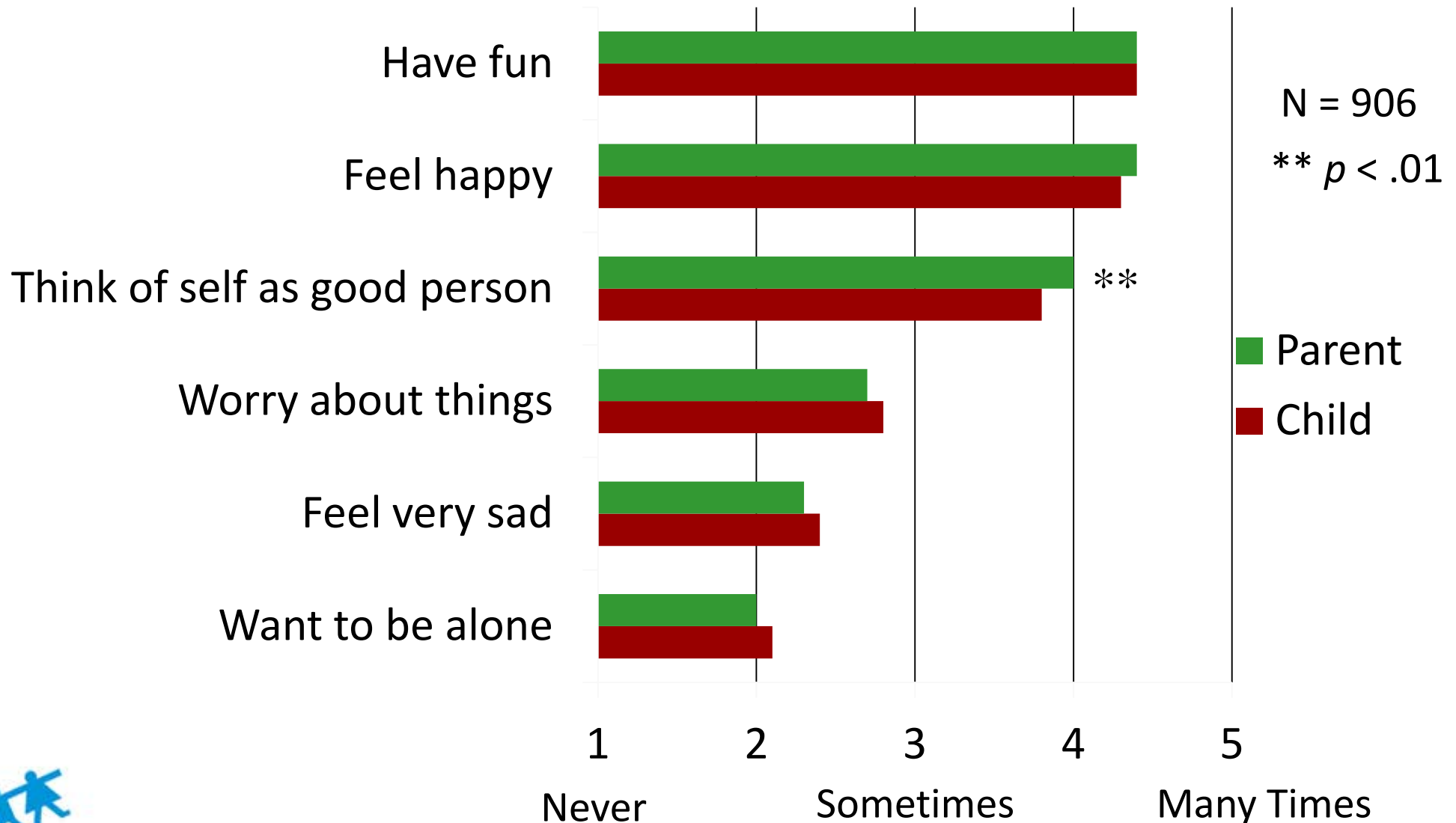
Frequency of Parenting Practices (Children's Views)



CSEW: Parent-child Relationships (Children's Views)



CSEW: Emotional Well-being



Who Were Children's Main Caregivers?

| Main Caregivers | Age (0 – 3) % | Age 4 – 6 % | Age 7 – 9 % | Age 10 – 12 % |
|-------------------|------------------|----------------|----------------|------------------|
| Mother | 64 | 63 | 71 | 71 |
| Father | 18 | 15 | 17 | 19 |
| Grandmother | 31 | 23 | 18 | 15 |
| Grandfather | 8 | 5 | 4 | 3 |
| Child Care Centre | 5 | 12 | 8 | 5 |

Who Were the Preferred Caregivers?

| Preferred Caregivers | Age (0 – 3) % | Age 4 – 6 % | Age 7 – 9 % | Age 10 – 12 % |
|----------------------|------------------|----------------|----------------|------------------|
| Mother | 71 81 | 68 78 | 77 83 | 78 82 |
| Father | 1 2 | 2 2 | 2 4 | 2 5 |
| Grandmother | 20 15 | 15 11 | 11 7 | 10 7 |
| Grandfather | 0 0 | 0 1 | 1 0 | 0 0 |
| Child Care Centre | 3 1 | 12 7 | 6 2 | 4 2 |

Red: Mothers' response Blue: Fathers' response

Preferred Care Arrangements

- WHY MOTHER?

| Parents' Reasons | Children's Reasons |
|--|--|
| <ul style="list-style-type: none">• Mother knows best• It's the mother's responsibility | <ul style="list-style-type: none">• Want mother to spend more time with them, instead of at work• Mother could take better care, understand them, guide in school work |



Conclusion

- Parents did not adopt punitive discipline frequently
- Although mothers were more punitive, they also showed more warmth; perceived more positively
- Children do worry about things sometimes
- Traditional role differentiation still prevalent



Policy/Practice Implications

- Father's involvement
 - Paternity leave
 - Mind-set change?
- Supporting mothers
 - Child care subsidies/leave/flexi-work
 - Strengthening familial support?
- More initiatives in terms of children's well-being, parenting
 - Punitive practices are adopted by local parents
 - Children do worry about things sometimes



Practice Implications – Children’s Society

- Research findings informed/enriched existing programmes & publications
 - Project INVEST
 - CSEW Directory
 - Parenting Guides
- Attendance and attrition remain a challenge
 - Reaching out to those who need it most
 - Public education
- Involve children in research

Thank you!



Singapore Children's Society

**Monographs & CSEW
directory download:
www.childrensociety.org.sg**

hoishan@nus.edu.sg