



Asia Competitiveness Institute 2015 Edition

ACI Research Projects: Summary Report

Dr Tan Khee Giap, Co-Director

Ms Shinae Baek, Research Associate

Ms Nursyahida Ahmad, Research Assistant

Ms Nurliyana Bte Yusoff, Research Assistant

Ms Yap Xin Yi, Manager

In 2016 ACI was ranked 13th globally, 2nd in Asia and 1st in Singapore amongst 90 think-tanks world-wide under the “Best University Affiliated Think-Tank” category by Think-Tanks & Civil Societies Program at The University of Pennsylvania, USA

About ACI

The Asia Competitiveness Institute (ACI) was established in August 2006 as a research centre at the Lee Kuan Yew School of Public Policy (LKYSPP), National University of Singapore (NUS). It aims to build the intellectual leadership and network for understanding and developing competitiveness in the Asia region. ACI seeks to contribute to the enhancement of inclusive growth, living standards and institutional governance through competitiveness research on sub-national economies in Asia. It identifies mitigating issues and challenges for potential public policy interventions through close collaboration with regional governments, business corporations, policy think-tanks and academics. ACI's three key research pillars include (i) sub-national economies level competitiveness analysis and city-level liveability analysis, (ii) firm-level competitiveness analysis in 16 Asia economies, and (iii) Singapore's long-term growth strategies and public policy analysis.

ACI's value propositions may be encapsulated in its acronym:

Analytical inputs to initiate policies for policy-makers and business leaders in Asia

Capacity building to enable others through improvement in productivity and efficiency

Intellectual leadership to create pragmatic models of competitiveness and inclusive growth

The institute's core research competencies can also be encapsulated in this acronym describing our evidence-based assessments conducted on public policies for **A**SEAN in the context of the rise of **C**hina and **I**ndia.

Vision and Mission

- ACI's over-arching vision is to build up its research credibility with policy impact, contributing as a professional, world-class think-tank.
- ACI's mission is to establish our niche as a leading policy think-tank by identifying competitiveness trends, opportunities and challenges, as well as promoting competition and synergising complementarities amongst Asian economies and business corporations.
- ACI endeavours to articulate sound recommendations, entice discourse, and shape agenda in the arena of public policy amongst Asian governments.
- ACI undertakes evidence-based analysis of public policy issues and decisions, in order to provide assessment of their effectiveness as well as economic and societal impact.

Key Research Initiatives and Collaborations

- I. Identify trends of competitiveness and policy analysis on trade and investment of ASEAN, within the regional context of competition and complementarities with China and India.
- II. Identify competitive strengths and conduct policy analysis on Singapore within the context of regional economies with international benchmarking.
- III. We are regularly releasing three indices on liveability ranking including 64 Global Cities, 100 Greater China Cities and 17 Shandong Cities.
- IV. We have established an Ease of Doing Business Index on Attractiveness to Investors, Business Friendliness and Competitive Policies for 21 states and federal territories of India and 33 provinces of Indonesia.
- V. We have signed Memoranda of Understanding with The World Bank (2016 and 2015), SPRING Singapore (2014) and European Central Bank (2014).
- VI. We have signed Memoranda of Understanding with various institutions in Greater China economies, including Shanghai Academy of Social Sciences (2016), Shandong Academy of Social Sciences (2015), Chongqing Municipal People's Government (2015), China Institute for Reform and Development, Haikou (2015), Counsellors' Office of the People's Government of Guangdong Province (LOI, 2014) and Chung-Hua Institution for Economic Research (2015), Taiwan.
- VII. We have signed Memoranda of Understanding with six Chief Ministers' Offices in Andhra Pradesh (2015), Bihar (2015), Chhattisgarh (2015), Madhya Pradesh (2015), Odisha (2015) and Punjab (2015).
- VIII. We have signed Memoranda of Understanding with Indonesia Investment Coordinating Board (2014), Indonesian Agency for Agricultural Research and Development at Ministry of Agriculture (2014), Indonesian President's Delivery Unit for Developing Monitoring and Oversight (2013) and Employer's Association of Indonesia (2013).
- IX. We have signed Memoranda of Understanding with ASEAN think-tanks, including Centre for Strategic and International Studies, Indonesia (2015), Institute of Strategic & International Studies, Malaysia (2015), Philippine Institute for Development Studies (2015), Thailand Development Research Institute (2015) and Central Institute for Economic Management, Vietnam (2015).

Founding Patron and International Advisory Panel



Founding Patron: Mr George Yeo
Visiting Scholar, Lee Kuan Yew School of Public Policy, National University of Singapore
& Former Minister of Foreign Affairs, Singapore

International Advisory Panel

Co-Chairs: Professor Michael Porter (2006-2010)
Bishop William Lawrence University Professor

Ms Marjorie Yang (2006-2012)
Chairman, Esquel Group

Members: Professor Kishore Mahbubani
Dean, Lee Kuan Yew School of Public Policy, National University of Singapore

Dr Kuntoro Mangkusubroto
Head, President's Delivery Unit for Developing Monitoring and Oversight (UKP4), Indonesia

Mr Narayana Murthy
Chairman, Infosys Technologies Limited

Mr Philip Yeo
Chairman, SPRING Singapore

Mrs Ow Foong Pheng
Permanent Secretary, Ministry of Trade and Industry

Ms Yong Ying-I
Permanent Secretary, Public Service Division

Professor Chan Kam Leung Alan
Dean, College of Humanities, Arts and Social Sciences, Nanyang Technological University

Asia Competitiveness Institute

Co-Directors: Associate Professor Tan Khee Giap (2011 till now) Professor Tan Kong Yam (2011 till now)

About ACI's Research Pillars

ACI has consciously engaged in economic research that has significant relevance to Singapore and the Asian region. Over the years, ACI has focused on our expertise in quantitative competitiveness analysis and simulation, spinning off volumes of research output in the applications of our methodology and regional insight. At this stage, ACI has identified three core research pillars that will guide and define its research efforts moving forward. The three research pillars are as follows:

Pillar I. Sub-national Economies Competitiveness Analysis

ACI engages in systematic and methodical competitiveness analyses of the *sub-national economies* by using an evidence-based, empirical approach involving a comprehensive list of relevant indicators, which are categorised under multiple layers called the 'environments'. A number of our projects, including competitiveness analyses of Greater China, ASEAN-10, India, and Indonesia, as well as other thematic research projects, were conducted by adopting this common methodology, with potential variations in the specific environments and indicators. ACI's competitiveness analysis of Asian economies goes beyond the usual ranking to offer constructive policy recommendations on how individual member states can improve their rankings vis-à-vis their sub-national or regional peers through the application of the 'what-if' simulation, which provides the projected improvements of each state's ranking whereby the bottom one-fifth of its indicators are enhanced.

Pillar II. Micro-based Firm Level Competitiveness Analysis

Micro-based firm level competitiveness analysis is ACI's second research pillar that has been developed in view of the intrinsic importance of firm-level competitiveness in terms of productivity, efficiency, and governance. In the context of globalisation, mobility of economic activities, and blurring of borders, an understanding of the determinants and dynamics of firm-level competitiveness is paramount, in order for policy makers to make adjustments and prepare their industries for an increasingly competitive economic landscape. To this end, ACI has partnered with the European Central Bank to carry out research in this area, possessing a solid foundation in firm-level productivity research in the form of European Competitiveness Network database and methodology. ACI envisaged the expansion of CompNet into Asia, thereby pioneering the Asia CompNet research network encompassing 16 economies in Asia.

Pillar III. Singapore's Long-term Economic Growth Strategies and Public Policies Analysis

The third and imminent research pillar focuses on Singapore's long-term economic growth strategies in the context of changing circumstances, future trends, and emerging opportunities for Singapore in the decades ahead. In particular, ACI will take on the task of critically examining Singapore's public policy strengths and areas of improvement by assessing policy successes of the past, identifying new issues to address and the current policy gaps, through a systematic and evidence-based research inquiry using quantitative methodology and empirical data, leveraging on our network of policy experts.



ASIA COMPETITIVENESS INSTITUTE

ACI's research on the relative competitiveness of the economies in the ASEAN region as well as its analysis of the sub-national economies of China, India and Indonesia helps fill a critical gap in the understanding of economic growth and living standards in Asia. The Institute's research helps lay the groundwork for several local and national governments in the region to frame and improve their competitiveness policies, and provides guidance for businesses seeking to enter these markets.


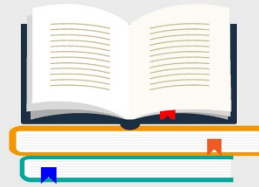
RESEARCH OUTPUT AND ACCOMPLISHMENTS FROM FY 2012-2015



19

BOOKS

ACI's books highlight the dynamics of competitiveness and productivity in China, India and the ASEAN economies.



20

CONFERENCES, REVIEW SEMINARS AND ROUNDTABLES

ACI regularly convenes regional and global policymakers and business leaders to deliberate on our research findings and further our research agenda.

24

JOURNAL ARTICLES

ACI's articles appear in refereed international journals published in the UK, US and Latin America, spanning the fields of economics, public policy, development and international business.



30

ACI POLICY PAPERS

ACI's policy papers, catered to senior government officials, translate ACI's rigorous technical research into comprehensible terms and highlight real-world policy implications.

37

ACI TECHNICAL RESEARCH PAPERS

ACI's technical research papers, catered to policy think-tanks and academic institutions, are empirically rigorous, transparent and supplemented with evidence from the ground.



19

OP-EDS/POLICY BRIEFS

ACI academics regularly contribute opinions on salient regional political and economic affairs to top local and regional media.

2,191

MEDIA MENTIONS SINCE 2010

ACI's research is regularly cited by prominent local and regional media outlets, including The Straits Times, Lianhe Zaobao, The Jakarta Post, Xinhuanet.com, taipeitimes.com, and The Times of India.



100

MOUs AND LOIs

ACI has established a wide network of governmental and academic partners from China, ASEAN and India. The Institute also works with multilateral institutions such as the World Bank and the European Central Bank.



CONTENTS

	Page
About this Summary Report	7
ACI Competitiveness Methodology.....	8
List of Figures.....	9
Research Project Summaries.....	10-65
Appendix.....	67-84

Flagship Research Projects

1. Annual Competitiveness Ranking and Simulation Studies of ASEAN-10	11
2. Annual Tracking and Analysis of Competitiveness and Simulation Studies of 34 Economies and Five Regions of Greater China.....	15
3. Annual Analysis of Competitiveness, Simulation Studies and Development Perspective for States and Federal Territories of India.....	18
4. Provincial and Regional Competitiveness Analysis and Simulation Studies in Indonesia.....	22
5. Annual Tracking of World's Major 103 Cities on Cost of Living, Wages, and Purchasing Power for Expatriates and Ordinary Residents.....	26
6. Bi-Annual Tracking of Global Liveable Cities Index for World's Major 64 Cities on Liveability.....	29
7. Greater China Liveable Cities Index and the Emerging Concept of Intelligent Cities.....	32
8. Asia CompNet: Tracking Firm-Level Productivity, Efficiency and Competitiveness for 16 Asian Economies.....	34
9. Ease of Doing Business Index: Attractiveness to Investors, Business Friendliness, and Competitive Policies (EDB Index ABC) for Selected Economies of India and Indonesia.....	36

Thematic Studies

10. Agricultural Productivity Studies for Sub-national Economies of China, India, Indonesia, and ASEAN.....	39
11. Growth Slowdown Analysis by Income Thresholds for Greater China, India, Indonesia, and ASEAN-10.....	42
12. Evaluating Singapore's Longer-term Public Policies: Enhancing Competitiveness and Staying Relevant within a Global Context.....	44
13. Impact of Exchange Rates on Foreign Direct Investment.....	46

CONTENTS


Master Plan & Reports

14. Regional Competitiveness Analysis and a Master Plan on Regional Development Strategies for India: Vision 2030.....48
15. Asian Business Case Studies on Family Conglomerates: OUE Limited.....50
16. Asia Economic Connectivity Vision 2030..... 51
17. An Empirical Assessment of the Master Plan on ASEAN Connectivity (MPAC).....53

Recently Completed Projects

18. Major Global Growth Engines Including China, Japan, European Union and the United States of America: Impact on Selected Asian Economies, 1980 – 2020.....56
19. Global Fiscal Responsibilities and Lessons from Europe for East Asia’s Newly Industrialized Economies and ASEAN-10.....58
20. Value Chain Activities of ASEAN-Japan Creative Industry.....61
21. Research on Comparative Civil Service Systems of China, Japan and Singapore.....62
22. Intellectual Property Rights, Innovation and Competitiveness for Selected Economies.....63
23. Studies on Income Disparity for 15 Selected Asian Economies.....64
24. Abu Dhabi Centre for Economic Research, Department of Economic Development, Government of Abu Dhabi, United Arab Emirates.....65

- Staff of Asia Competitiveness Institute and Tree Planting Ceremony by Mr George Yeo.....66
- Appendix.....67



About this Summary Report

The ‘**ACI Research Projects: Summary Report**’ is intended to give a broad overview of the research projects undertaken by the Institute. As highlighted in the ACI Impact Report, besides research, the Institute engages in outreach and convening activities in order to expand our footprint of impact and bring home the necessary data in order to conduct the research. Nevertheless, this summary report hopes to give the reader interested in our research output an indication of the type of research ACI ultimately engages in.

For the convenience of the reader, the research projects are categorised into four different sections, as highlighted in the Contents page on Page 5, and extracted below. These categories have been applied specifically for the summary report for ease of navigation for the reader. The categorisation of our ideological research pillars are as listed and expounded on Page 3.

■ flagship research projects ■ thematic studies ■ master plan & reports ■ recently completed projects

1. The first category ‘flagship research projects’ refers to the Institute’s annual sub-national competitiveness research and other flagship studies on economies, which focus on China, India, and Indonesia, and ASEAN on an ongoing basis.
2. The second category ‘thematic studies’ refers to the Institute’s ongoing research with thematic applications to the competitiveness of economies.
3. The third category ‘master plan & reports’ refers to bespoke master plans created for India and ASEAN, as well as a case study report on a successful family business.
4. The fourth category ‘recently completed projects’ amalgamates the collection of research done in the recent past.

Each research project summary contains the following information about the research:

- Objective: Provides the background and rationale of the research project.
- Scope: Explains the project’s coverage of geography and timeframe.
- Methodology: Furnishes the gist of the methodology used in the project.
- Data: Lists the data sources referenced in the project.
- Related Research Outputs: Lists the related research outputs in terms of book publications, journal papers, ACI policy research papers, ACI technical working papers, ACI policy briefs, editorial-opinions, and ACI research missions reports.

The next section explains the Institute’s basic methodology used for research involving competitiveness analysis. As many projects adopt this framework, it would be useful to have an idea of the common methodology that is fundamental to our quantitative analysis.

The complete master list of research outputs can be found in the Appendix of the report on Page 64.

ACI Competitiveness Methodology

ACI's competitiveness research employs a common underlying methodology akin to that adopted by the World Competitiveness Yearbook. ACI's methodology encompasses a comprehensive and multi-dimensional set of factors that would critically influence a nation's ability to advance its economic growth and enhance the living standards of its people. The analysis begins by first defining economic competitiveness through four categories, or 'environments', namely:

- (i) Macroeconomic Stability;
- (ii) Government and Institutional Setting;
- (iii) Financial, Businesses and Manpower Conditions; and
- (iv) Quality of Life and Infrastructure Development.

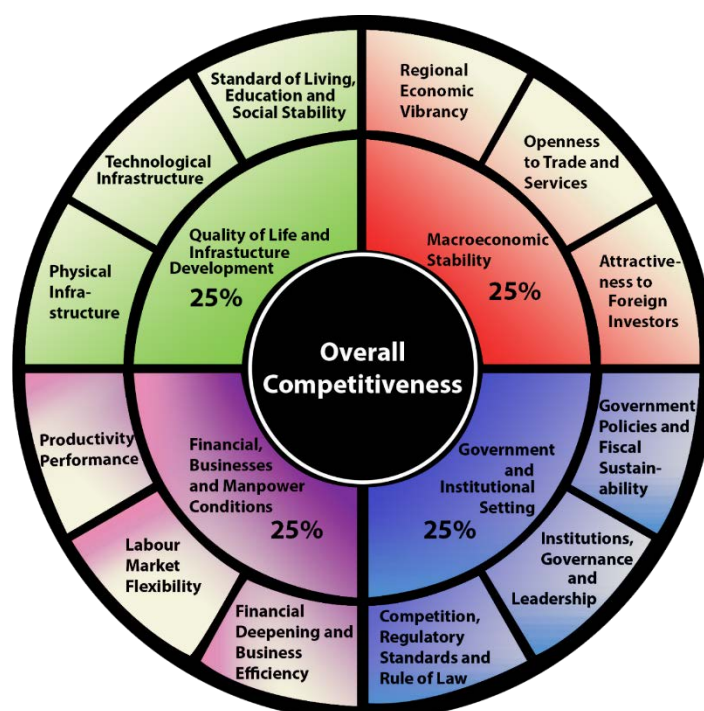


Figure 1: The Four Environments in ACI's Competitiveness Analysis Framework

These environments carry equal weightage (25%) in the computation of the Overall Competitiveness score. To rank the economies' competitiveness level, ACI utilises a nested approach, with three sub-environments under each of the four environments. We use a statistical method based on 'standardised scores', which allows us to assess the relative performance among economies, or, in statistical terms, how many standard deviations away each economy is from the 'average' economy. The standardised scores for each indicator are first aggregated at the sub-environment level, then re-aggregated at the environment level, and finally aggregated again to produce the Overall Competitiveness scores.

'What-If' Simulation Analysis

Once the ranking exercise is completed, ACI conducts a 'what-if' competitiveness simulation exercise, which is based on an imaginary improvement of each economy's bottom 20% indicators and a re-calculation of the economy's standardised score following such an improvement. The simulation exercise shows how an economy's competitiveness ranking can improve if that economy improves on its sets of weakest indicators.

All the labeled figures listed below have been generated by ACI for the purpose of the research they are listed under.

NO.	DESCRIPTION	PAGE
Figure 1	The Four Environments in ACI's Competitiveness Analysis Framework	8
Figure 2	Overall Competitiveness Ranking and Standardised Scores for ASEAN-10 (2014 Ranking)	11
Figure 3	Overall Competitiveness Ranking and Standardised Scores for Greater China (2014 Ranking)	15
Figure 4	Overall Competitiveness Ranking and Standardised Scores for India (2014 Ranking)	18
Figure 5	Overall Competitiveness Ranking and Standardised Scores for Indonesia (2014 Ranking)	22
Figure 6	Ranking of Cost of Living for Expatriates vs. Ordinary Residents in 103 World's Major Cities (2014 Ranking, Top 20)	26
Figure 7	ACI Consumption Categories	27
Figure 8	ACI Global Liveable Cities Index (GLCI) Overall Ranking & Simulation for 64 Global Cities (2012 Ranking, Top 20)	29
Figure 9	ACI Global Liveable Cities Index (GLCI) Conceptual Framework	29
Figure 10	ACI 2015 Agricultural Productivity Analysis for Asian Economies	39
Figure 11	Distribution of Greater China Economies by Income Categories, 1990-2014	42
Figure 12	Proposed Strategic Regional Clusters for Indian Regions	48
Figure 13	ACI Asia Economic Connectivity Vision (AECV) 2030	51
Figure 14	Flying Geese Model – Transfer of comparative advantage from developed to newly industrialised and developing economies, leading to waves of growth	56
Figure 15	ACI's Forecast of Shifts in Global Engines of Growth, 1980-2020	56
Figure 16	Examining Fiscal Sustainability and Competitiveness of Selected European and Asian Economies	58
Figure 17	Lessons for Fiscal Sustainability and Competitiveness	58
Figure 18	ACI Value Chain of ASEAN-Japan Creative Industry	61

Flagship Research Projects

1. Annual Competitiveness Ranking and Simulation Studies of ASEAN-10



Figure 2: Overall Competitiveness Ranking and Standardised Scores for ASEAN-10 (2014 Ranking)

Objective

ASEAN-10 joins Greater China and India as ACI's flagship projects, completing ACI's abbreviations as standing for ASEAN-China-India. The regional grouping is at an exciting crossroads as the world's seventh largest economy with the ASEAN Economic Community (AEC) scheduled to be established by end 2015 aiming to strengthen regional economic integration toward a 'single market and production base'. On the flip side, the development gap within the bloc remains stark, particularly between Cambodia, Laos, Myanmar and Vietnam and the more mature ASEAN-6. ACI's annual study on ASEAN-10 offers an in-depth assessment of competitiveness at the national level for individual member states, thereby enabling policymakers to identify gaps to be addressed to improve national competitiveness and achieve convergence.

Scope

The study covers the ten members of ASEAN, namely Brunei, Cambodia, Indonesia, Laos, Malaysia, Myanmar, Philippines, Singapore, Thailand and Vietnam, ACI's competitiveness analysis of ASEAN-10 goes beyond ranking to offer constructive policy recommendations on how individual member states can improve their rankings vis-à-vis their regional peers. With such a regional focus, ACI also seeks to contribute to realising the AEC which is currently work-in-progress. The study period is from 2000 to the present and our findings are updated annually.

Methodology






This project adopts the methodology outlined under ACI Competitiveness Analysis Framework in Page 8 of this report. There is a total of 121 indicators used in ACI's competitiveness rankings and simulations for ASEAN-10.


Data

The data used in this study were collected from World Bank World Development Indicators, Asian Development Bank (ADB) and World Economic Forum Global Competitiveness Index. Other sources include Economist Intelligence Unit (EIU), Global Market Information Database (GMID),

UNESCO Institute for Statistics, International Monetary Fund (IMF) World Economic Outlook Database, United Nations Conference on Trade and Development (UNCTAD), International Institute for Management Development's (IMD) World Competitiveness Yearbook, Environment Performance Index (EPI), International Telecommunication Union ICT Indicators Database, United Nations Development Programme (UNDP), Reporters Without Border and the Ciingranelli-Richards Human Rights Dataset.

Related Research Output

Title and Details	Front Cover
Books & Reports	
<p>Tan, K.G., Low L., Tan, K.Y. and Lim, L.A., (FY2013), <i>Annual Analysis of Competitiveness, Development Strategies and Public Policies on ASEAN-10: 2000-2010</i>, Singapore: Pearson Education South Asia Pte. Ltd.</p>	
<p>Tan, K.G., Low L., Yoong, S.W.C. and Tan, K.Y., (FY2014), <i>2014 Annual Competitiveness Ranking and Simulation Study for ASEAN-10 and Development Strategies to Enhance Asia Economic Connectivity</i>, Singapore: World Scientific Publishing Co Pte. Ltd.</p>	
<p>Tan, K.G., Nguyen, L.P.A., Gopalan, S. and Luu, N.T.D., (FY2015), <i>2015 Annual Competitiveness Analysis, Agricultural Productivity and Development Vision for ASEAN-10</i>, Singapore: World Scientific Publishing Co Pte. Ltd.</p>	
Journal Papers	
<p>Tan, K.G. and Tan, K.Y., (FY2013), <i>Assessing competitiveness of ASEAN-10 economies</i>, Int. J. Economies and Business Research, Vol. 8, No. 4, pg377-398 (UK)</p>	
<p>Tan, K.Y., Tilak, A. and Tan, K.G., (FY2013), <i>Shifting Drivers of Growth: Policy Implications for ASEAN-5</i>, Asian Economic Papers Winter/Spring 2015, Vol. 14, No. 1, pp. 157-173 (USA)</p>	

<p>Rajan, R.S., Tan, K.G. and Tan, K.Y., (FY2014), <i>Fiscal sustainability in selected developing ASEAN economies</i>, Int. J. Public Policy, Vol. 11, Nos. 4/5/6, 2015, pp. 186-203 (UK)</p>	
<p>Tan, K.G., Tan, E.B.K. and Kwan, V.W.S., (FY2015), <i>Drivers of Growth in the Travel and Tourism Industry in Thailand and Singapore: A Geweke Causality Analysis</i>, Public Enterprise Quarterly (Slovenia)</p>	
<p>Tan, K.G., Gopalan, S. and Ye, Y., (FY2015), <i>Drivers of Growth in the Travel and Tourism Industry in Malaysia: A Geweke Causality Analysis</i>, Economies, Vol. 4, No. 3, pp. 1-15 (Switzerland)</p>	
<p>Tan, K.G., Nguyen, L.P.A. and Ye, Y., (FY2015), <i>Development Growth Models for Singapore and Malaysia: A Geweke Causality Analysis</i>, Journal of Centrum Cathedra: The Business and Economics Research Journal (Peru) [Forthcoming]</p>	
<p>Tan, K.G., Gopalan, S. and Nguyen, L.P.A., (FY2016), <i>Financial Deepening and Economic Growth in Transition Southeast Asian Economies: A Geweke Causality</i></p>	
<p>Tan, K.G., Hoaran, S. and Rajan, R.S., (FY2016), <i>Measuring Agricultural Total Factor Productivity for the Association of South East Asian Nations (ASEAN) Region</i></p>	
<p>ACI Policy Research Papers</p>	
<p>Eduardo, A.N.N.A. and Vu, M.K., (FY2012), <i>Improving Efficiency and Effectiveness of Public Administration, Management and Governance: What can Vietnam learn from international experience?</i></p>	
<p>Vu. M.K., (FY2012), <i>Enhancing Vietnam's Economic Competitiveness: Issues and Recommendations 2010</i></p>	
<p>Tan, K.G, Tan, K.Y. and Toh, R., (FY2012), <i>Timor-Leste: From Aid to Trade</i></p>	
<p>Tan, K.G. and Tan, K.Y., (FY2013), <i>Assessing competitiveness of ASEAN-10 economies</i></p>	

Rajan, R.S., Tan, K.G. and Tan, K.Y., (FY2014), <i>Fiscal sustainability in selected developing ASEAN economies</i>	
Oba, M. and Tan, K.G., (FY2015), <i>Study of Japan's Creative Industry in ASEAN</i>	
Tan, K.G., Tan, E.B.K. and Kwan, V.W.S., (FY2015), <i>Empirical Evidence of Tourism Competitiveness and Growth in Singapore and Thailand</i>	
ACI Technical Working Papers	
Vu, M.K., (FY2012), <i>ASEAN Countries and Emerging Trade Patterns: China's Effects, Structural Change, and Policy Implications</i>	
Tan, K.Y., Tilak, A. and Tan, K.G., (FY2013), <i>Shifting Drivers of Growth: Policy Implications for ASEAN-5</i>	
Tilak, A., Tan, K.G., Nguyen, L.P.A. and Tandon, A., (FY2014), <i>Economic Interdependence Among ASEAN-5 Before and After the Implementation of the Master Plan on ASEAN Connectivity (MPAC)</i>	
Tilak, A., Tan, K.G., Nguyen, L.P.A. and Tandon, A., (FY2014), <i>Economic Interdependence Among ASEAN-8 Before and After the Implementation of the Master Plan on ASEAN Connectivity (MPAC)</i>	
Tilak, A., Tan, K.G., Nguyen, L.P.A. and Tandon, A., (FY2014), <i>Trend Analysis of Quarterly Real GDP for ASEAN-10</i>	
Tan, K.G., Suo, H. and Rajan, R.S., (FY2014), <i>How Productive is the Agricultural Sector in ASEAN?</i>	
Tan, K.G., Gopalan, S. and Nguyen, L.P.A., (FY2015), <i>Empirical Evidence by Geweke Approach on Economic Stagnation of Cambodia, Laos, Myanmar and Vietnam</i>	
Tan, K.G., Nguyen, L.P.A. and Ye, Y., (FY2015), <i>Empirical Evidence by Geweke Approach on Development Growth Models for Singapore and Malaysia</i>	
Tan, K.G., Gopalan, S. and Ye, Y., (FY2015), <i>Drivers of Growth in the Travel and Tourism Industry in Malaysia: A Geweke Causality Analysis</i>	
ACI Policy Briefs	
Tan, K.G., Nguyen, L.P.A. and Luu, N.T.D., (FY2015), <i>Make or Break for Vietnam in the TPP Era</i>	
Editorial-Opinion	
Tan, K.G., Nguyen, L.P.A. and Luu, N.T.D., (FY2015), <i>Make or Break for Vietnam in the TPP Era, The Straits Times, 25 February 2016</i>	

2. Annual Tracking and Analysis of Competitiveness and Simulation Studies of 34 Economies and Five Regions of Greater China

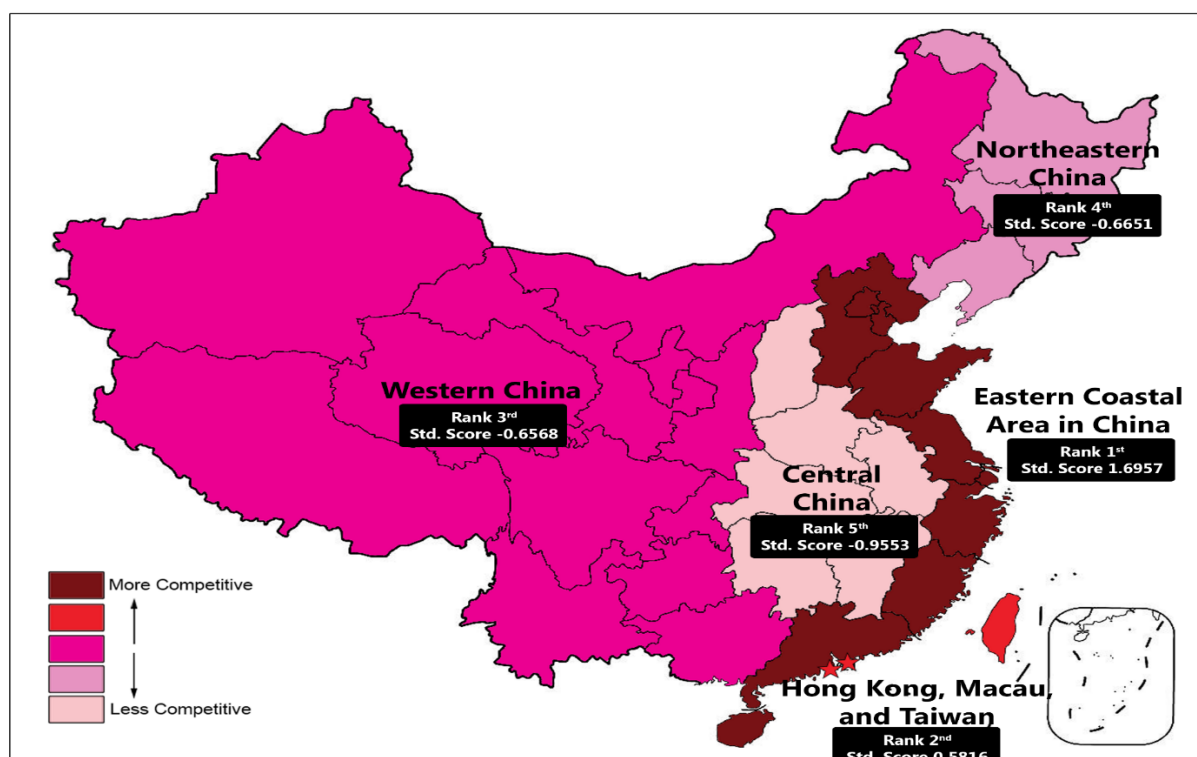


Figure 3: Overall Competitiveness Ranking and Standardised Scores for Greater China (2014 Ranking)

Objective

China is the second largest economy in the world and a major trade partner for many countries in ASEAN as well as other parts of the world. How China would fare economically matters not only to its own people but also carries great impact on the stability and prosperity of the region and the world. Underpinning the phenomenal growth China experienced over the last three decades since its reform and opening up, there is at play the concept of competitiveness, a core notion in economic analysis, which will continue to be a critical factor determining the trajectories of China's further reform and development. Against this backdrop, through a methodical analysis of competitiveness at sub-national levels using an evidence-based, empirical approach involving a comprehensive list of tell-tale indicators and by conducting what-if policy simulations, ACI aims to give an objective assessment of competitiveness for the 34 economies and five regions of Greater China, to form an valuable source of reference to inspire better government policy formulation as well as business strategic planning.

Scope

The study covers 34 Greater China economies to include the Special Autonomous Regions as Hong Kong and Macau, as well as Taiwan for completeness in Greater China economies as a competitive grouping. The study period is from 2000 to the present and our findings are updated annually.

Methodology




This project adopts the methodology outlined under ACI Competitiveness Analysis Framework in Page 8 of this report. There is a total of 102 indicators used in ACI's competitiveness rankings and simulations for Greater China economies.

Data

The data used in this study were collected from China Statistical Yearbook, China Provincial Statistical Yearbook, Hong Kong Annual Digest of Statistics, Macau Yearbook, Taiwan Statistical Yearbook.

Related Research Output

Title and Details	Front Cover
Books and Reports	
<p>Tan, K. G., Yuan, R., Yoong S.W.C. and Yang, M., (FY2013), <i>Annual Analysis of Competitiveness, Simulation Studies and Development Perspective for 34 Greater China Economies: 2000-2010</i>, Singapore: World Scientific Publishing Co Pte. Ltd.</p> <p>陈企业、袁冉东、熊蔚慈、杨沐, (FY2013), 《大中华经济圈 34 个经济体竞争力分析, 发展战略及公共政策: 2000-2010》, Singapore: World Scientific Publishing Co Pte. Ltd.</p>	
<p>Tan, K. G., Yuan, R. and Yoong S.W.C., (FY2014), <i>2014 Annual Provincial and Regional Competitiveness Analysis for Greater China Economies: Development Strategies under the New Normal</i>, Singapore: World Scientific Publishing Co Pte. Ltd.</p> <p>陈企业、袁冉东、熊蔚慈, (FY2014), 《2014 大中华经济圈省域与区域竞争力分析年度更新: 新常态的发展战略展望》, 世界科技出版公司 (新加坡)</p>	
<p>Tan, K. G., Yuan, R. and Yoong S.W.C., (FY2015), <i>2015 Annual Update of Provincial and Regional Competitiveness Analysis for Greater China: Optimising Agricultural Productivity and Promoting Innovation Driven Growth</i>, Singapore: World Scientific Publishing Co Pte. Ltd.</p> <p>陈企业, 袁冉东, 熊蔚慈, 大中华省域及区域竞争力分析 2015 年度更新: 提高农业生产力和推进创新驱动型增长 (Expected in FY2016)</p>	
Journal Papers	
<p>Tan, K.G., Yuan, R. and Yoong, S.W.C., (FY2013), <i>Assessing Competitiveness and Development Strategies in 34 Greater China Economies</i>, International Journal of Chinese Culture and Management (IJCCM), Vol. 3, No. 4, pp. 323-350 (UK)</p>	

<p>Tan, K.G, Suo, H. and Rajan, R.S., (FY2015), <i>Estimating Provincial Agricultural Total Factor Productivity in Mainland China</i>, International Journal of Business Performance Management (UK) [Forthcoming]</p>	
<p>Tan, K.G., Yuan, R. and Yoong, S.W.C., (FY2015), <i>Assessing Regional Competitiveness in Greater China</i>, International Journal of Business and Globalisation (UK) [Forthcoming]</p>	
<p>ACI Policy Research Papers</p>	
<p>GU, Q., (FY2013), 《中国公务员制度》</p>	
<p>Tan, K.G., Yuan, R. and Yoong, S.W.C., (FY2013), <i>Assessing Competitiveness and Development Strategies in 34 Greater China Economies</i></p>	
<p>Tan, K.G., Yuan, R. and Yoong, S.W.C., (FY2015), <i>Assessing Regional Competitiveness in Greater China</i></p>	
<p>ACI Technical Working Papers</p>	
<p>Tan, K.G, Suo, H. and Rajan, R.S., (FY2014), <i>Estimating Provincial Agricultural Total Factor Productivity in Mainland China</i></p>	
<p>Tan, K.G., Yuan, R. and Yoong, S.W.C., (FY2015), <i>Empirical Evidence by Geweke Approach on Factors Contributing to Competitiveness and Rapid Economic Progress for Jiangsu and Taiwan: A Geweke Causality Analysis</i></p>	
<p>ACI Research Missions Report</p>	
<p>ACI Field Trip to Guangdong on “Implementation of Innovation-Driven Development Strategies and Enhance the Core Competitiveness of Guangdong’s Economy under the New Normal”, Invited by Counsellors’ Office, the People’s Government of Guangdong Province, 12 – 17 April 2015, Guangdong, China, (2015)</p>	

3. Annual Analysis of Competitiveness, Simulation Studies and Development Perspective for States and Federal Territories of India

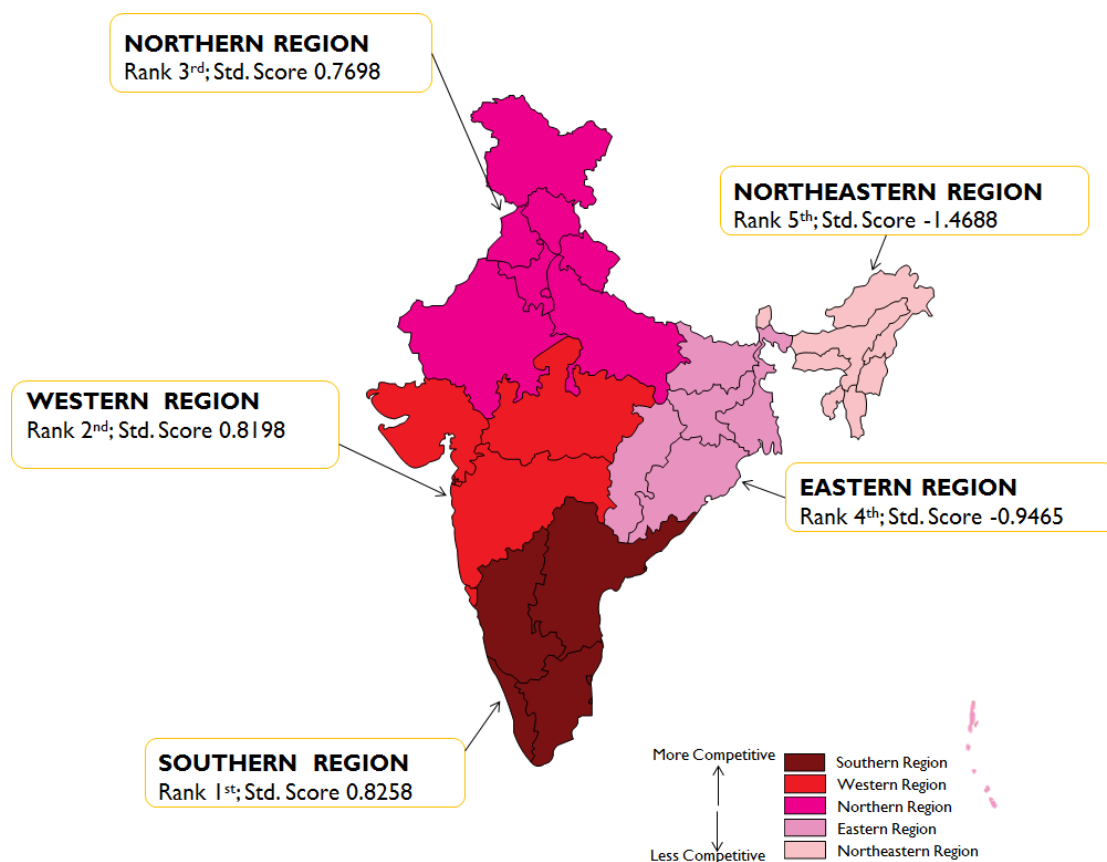


Figure 4: Overall Competitiveness Ranking and Standardised Scores for India (2014 Ranking)

Objective

India joins ASEAN including Indonesia, with Greater China economies as ACI's flagship projects, completing ACI's abbreviations as standing for ASEAN-China-India. India is at an exciting crossroads which will certainly be as epochal as any Asian giant emerging to shake the world. With its billion-plus population to match China's, but with a youth dividend in contrast to ageing China, this project offers an in-depth analysis of India's competitiveness at the sub-national level. The research outcome finds that business opportunities are available for all, in and outside India. Many policy implications are offered in what-if policy induced simulations for India's local and central governments to consider to improve their competitiveness.

Scope

The study covers all 35 states federal territories and by regions. The five regional groupings are based and aligned on the Confederation of Indian Industry (CII) classification. The study period is from 2000 to the present and our findings are updated annually.

Methodology

This project adopts the methodology outlined under ACI Competitiveness Analysis Framework in Page 8 of this report. Comparative analysis is further conducted by considering the 35 sub-economies as Top 10 (at the top range of competitiveness), Middle 15 and Bottom 10, which provides further insights and nuances in making objective assessments on their respective strengths

and weaknesses. There is a total of 75 indicators used in ACI's competitiveness rankings and simulations for India.


Data

The data used for this study were collected from various sources in India official agencies for statistics, both from the central government such as the Ministry of Statistics and Programme Implementation (MOSPI), Reserve Bank of India (RBI), among others, augmented by other international sources such as United Nations Development Programme (UNDP) and the World Bank. Apart from official data from India and other international sources, intensive surveys were conducted in numerous field trips to the states and union territories in India.

Related Research Output

Title and Details	Front Cover
Books and Reports	
<p>Tan, K.G., Low, L., Tan, K.Y. and Rao, K., (FY2013), <i>Annual Analysis of Competitiveness, Simulation Studies and Development Perspective for 35 States and Federal Territories of India: 2000-2010</i>, Singapore: World Scientific Publishing Co Pte. Ltd.</p>	
<p>Tan, K.G., Low, L., Rao, V.K. and Tan, K.Y., (FY2014), <i>2014 Regional Competitiveness Analysis and a Master Plan on Regional Development Strategies for India: Annual Competitiveness Update and Evidence on Economic Development Model for Selected States of India</i>, Singapore: World Scientific Publishing Co Pte. Ltd.</p>	
<p>Tan, K.G., Low, L., Gopalan, S. and Tandon, A., (FY2015), <i>2015 Agricultural Total Factor Productivity and Competitiveness Analysis for States & Federal Territories and Five Regions of India</i>, Singapore: World Scientific Publishing Co Pte. Ltd.</p>	
<p>Tan, K.G., Gopalan, S., Tandon, A. and Tan, K.Y., <i>2015 Ease of Doing Business Index ABC: Attractiveness to Investors, Business Friendliness and Competitiveness Policies for 35 States and Federal Territories of India</i> (Expected in FY2016)</p>	
Journal Papers	
<p>Tan, K.G. and Rao, K. (FY2013), <i>Sub-National Competitiveness Analysis and Simulation Studies for 35 States and Union Territories of India</i>, Int. J. Indian Culture and Business Management, Vol. 10, No. 4, pp. 476–493 (UK)</p>	

Title and Details	Front Cover
Tan, K.G., Rao, K. and Rajan, R., (FY2014), <i>How Productive is the Agricultural Sector Across Indian States?</i> , International Journal of Development Issues, Vol. 14: 3, pp. 231-248 (UK)	
Tan, K.G., Nie, T. and Rao, K., (FY2015), <i>Assessing Bihar's Economic Growth: A Geweke Causality Analysis</i> , International Journal of Indian Culture and Business Management (UK) [Forthcoming]	
Tan, K.G., Rao, K. and Gopalan, S., (FY2015), <i>Assessing Regional Competitiveness in the Five Regions of India</i> , International Journal of Business Competition and Growth, Vol. 4 Iss 3/4 pp. 192-219 (UK)	
ACI Policy Research Papers	
Tan, K.G. and Rao, K., (FY2013), <i>Sub-National Competitiveness Analysis and Simulation Studies for 35 States and Union Territories of India</i>	
Tan, K.G. and Tandon, A., (FY2015), <i>Policy Research Agenda to Promote Competitiveness, Attract Foreign Investors and Improve Business Friendliness for 35 Sub-national Economies of India</i> , STRATEGIA, Vol. 37 – Special Issue on Doing Business Across the Continents	
Tan, K.G., Nie, T. and Rao, K., (FY2015), <i>Assessing Bihar's Economic Growth: A Geweke Causality Analysis</i>	
Tan, K.G., Rao, K. and Gopalan, S., (FY2015), <i>Assessing Regional Competitiveness in the Five Regions of India</i>	
ACI Technical Working Papers	
Tan, K.G., Rao, K., Rajan, R., (FY2014), <i>How Productive is the Agricultural Sector Across Indian States?</i>	
Tan, K.G., Low, L., Tan, K.Y.V., Rao, K., Nie, T., Tandon, A. and Baek, S., (FY2015), <i>2015 Master Plan for Strategic Regional Economic Development of India: Vision 2030</i>	
Tan, K.G., Nie, T. and Rao, K., (FY2015), <i>Empirical Evidence by Geweke Approach on Factors Contributing to Competitiveness and Stagnation of Four Selected States in India</i>	
Tan, K.G., Nie, T. and Tandon, A., (FY2015), <i>Empirical Evidence by Geweke Approach on Factors Contributing to Competitiveness and Stagnation of Tamil Nadu, India</i>	

Title and Details	Front Cover
ACI Policy Briefs	
Tan, K.G., Tan, K.Y. and Gopalan, S., (FY2015), <i>'Look East' to 'Act East': The Business of Doing Business</i>	
Editorial-Opinion	
Tan, K.G., Low, L. and Rao, K., (FY2013), <i>India: down but not out</i> , The Business Times, 13 September 2013	
Tan, K.G., Tan, K.Y. and Gopalan, S., (FY2015), <i>Doing business in India: From 'Look East' to 'Act East'</i> , The Straits Times, 25 November 2015	
ACI Research Missions Report	
<p>ACI Research Mission to Eleven States & Federal Territories of India by Delegation from Asia Competitiveness Institute (ACI) at Lee Kuan Yew School of Public Policy (LKYSPP), National University of Singapore (NUS), 11-21 March; 5-7 April & 18-21 May 2015, (FY2015)</p>	

4. Provincial and Regional Competitiveness Analysis and Simulation Studies in Indonesia

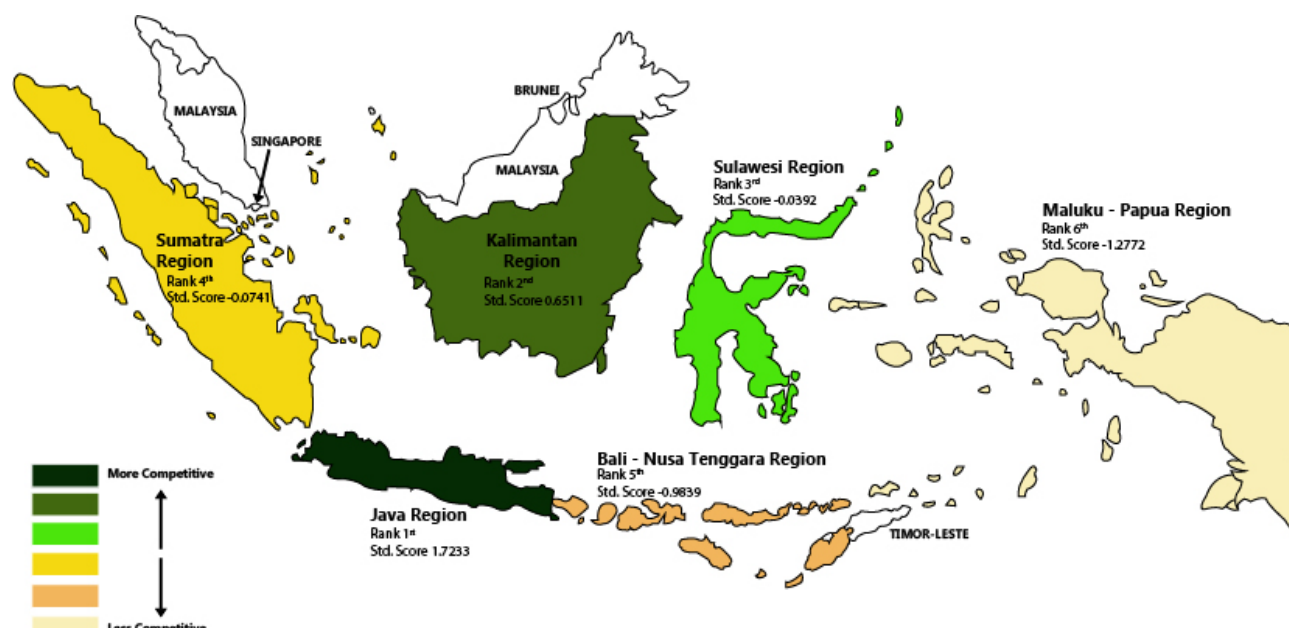


Figure 5: Overall Competitiveness Ranking and Standardised Scores for Indonesia (2014 Ranking)

Objective

As an archipelagic country, Indonesia has more than 17,000 islands divided across 34 provinces. Diversity exists in all aspects, from resource endowments to stages of development to varied ethnic groups. Regional policy is no doubt becoming more important in responding to the windows of opportunities and demands of different regions so as to improve policy effectiveness and economic efficiency. With Indonesia's rising economic importance in Asia and the world, understanding the competitiveness dynamics in this country brings enormous values, especially when adopting more granular analysis at the sub-national level. It is with this context that ACI undertook this research to track competitiveness of Indonesian provinces across the year.

Scope

The study covers 33 provinces and six regions in Indonesia. The newly created province, North Kalimantan is not yet included pending data availability. The study period is from 2010 to the present and our findings are updated annually.

Methodology

This project adopts the methodology outlined under ACI Competitiveness Analysis Framework in Page 8 of this report. On top of that, competitiveness analysis at the regional level is also conducted, using classification adopted in the Master Plan for Acceleration and Expansion of Indonesia's Economic Development 2011 to 2025 (MP3EI).




Data

Data for the 104 indicators used in this study came from various sources. Most of the data (79 out of 104 indicators, approximately 76%) were from the year 2011, taken from official sources, such as the Central Statistical Bureau (Badan Pusat Statistik), Central Bank (Bank Indonesia), Ministry of Health, etc. These were secondary quantitative data. A smaller portion of the data (25 out of 104 indicators, approximately 24%) was sourced through perception surveys conducted in each province. Three types of stakeholders were surveyed separately in each province: (1) business owners and operators, (2) provincial government, and (3) academics. Responses from the three different

stakeholders were aggregated at the province level, with the intention that one stakeholder group can provide a balancing view for the other stakeholders.

Related Research Output

Title and Details	Front Cover
<p>Books and Reports</p>	
<p>Tan, K.G., Amri, M., Low, L., and Tan, K.Y., (FY2013), <i>Competitiveness Analysis and Development Strategies for 33 Indonesian Provinces</i>, Singapore: World Scientific Publishing Co Pte. Ltd.</p> <p>Tan, K.G., Amri, M., Low, Linda, and Tan, K.Y., (FY2013), <i>Analisis Daya Saing dan Strategi Pembangunan untuk 33 Provinsi Indonesia</i>, Singapore: World Scientific Publishing Co Pte. Ltd.</p>	
<p>Tan, K.G., Merdikawati, N., Amri, M. and Berger, B.H., (FY2014), <i>2014 Annual Competitiveness Analysis and Development Strategies for Indonesian Provinces</i>, Singapore: World Scientific Publishing Co Pte. Ltd.</p>	
<p>Tan, K.G., Merdikawati, N., Amri, M. and Tan, K.Y., (FY2014), <i>2014 Provincial and Inaugural Regional Competitiveness Analysis: Safeguarding Indonesia's Growth Momentum</i>, Singapore: World Scientific Publishing Co Pte. Ltd.</p> <p>Tan, K.G., Merdikawati, N., Amri, M. and Tan, K.Y., (FY2015), <i>Analisis Daya Saing Provinsi dan Wilayah: Menjaga Momentum Pertumbuhan Indonesia (Edisi 2014)</i>, Singapore: World Scientific Publishing Co Pte. Ltd.</p>	
<p>Tan, K.G., Merdikawati, N., Amri, M. and Tan, K.Y., (FY2015), <i>2015 Annual Provincial and Regional Competitiveness Analysis in Indonesia: Optimising Layers of Government, Agricultural Productivity and Ease of Doing Business</i>, Singapore: World Scientific Publishing Co Pte. Ltd.</p>	
<p>Tan, K.G., Amri, M., Merdikawati, N. and Ahmad, N., (FY2015), <i>2015 Annual Competitiveness Analysis and Development Strategies for Provinces of Indonesia</i>, Singapore: World Scientific Publishing Co Pte. Ltd.</p>	

Title and Details	Front Cover
Journal Papers	
Tan, K.G. and Amri, M., (FY2013), <i>Subnational Competitiveness and National Performance: Analysis and Simulation for Indonesia</i> , Journal of Centrum Cathedra (JCC): The Business and Economics Research Journal, Vol. 6, No.2, pp.173-192 (PERU)	
Tan, K.G. and Merdikawati, N., (FY2015), <i>Assessing Regional Competitiveness in Indonesia</i> , International Journal of Business and Systems Research, Vol. 9, No. 3, pp.273 - 296 (UK)	
Tan, K.G., Merdikawati, N. and Rajan, R., (FY2015), <i>How Productive is the Agricultural Sector in Indonesia?</i> , International Journal of Asian Business and Information Management (USA) [Forthcoming]	
ACI Policy Research Papers	
Tan, K.Y., Low, L. and Tan, K.G., (FY2012), <i>Indonesia: Restoring Competitiveness and the Momentum of Industrialization</i>	
Tan, K.G. and Amri, M., (FY2013), <i>Subnational Competitiveness and National Performance: Analysis and Simulation for Indonesia</i>	
Tan, K.G. and Merdikawati, N., (FY2015), <i>Assessing Regional Competitiveness in Indonesia</i>	
ACI Technical Working Papers	
Yee, W.H., Li, H. and Amri, M., (FY2015), <i>Decentralization, Governing Institutions, and Economic Development in Indonesia</i>	
Tan, K.G., Merdikawati, N. and Rajan, R., (FY2014), <i>Agricultural Productivity in Indonesian Provinces</i>	
Tan, K.G. and Amri, M., (FY2015), <i>Empirical Evidence by Geweke Approach on Competitiveness and Stagnation amongst Four Selected Provinces in Indonesia</i>	
Tan, K.G. and Amri, M., (FY2015), <i>Service Industries, Infrastructure, and Labour Market Flexibility: A Geweke Causality Analysis of Economic Growth in East Java, Indonesia</i>	
Tan, K.G. and Amri, M., (FY2015), <i>Manufacturing, Employment, and Economic Growth: A Geweke Causality Analysis of Indonesia's Economically Challenged Provinces</i>	
ACI Policy Briefs	

Title and Details	Front Cover
Tan, K.G., Amri, M. and Ahmad, N., (FY2015), <i>Getting Indonesia Back on its Growth Trajectory: Can Indonesia Achieve Another High-growth Decade?</i>	
Editorial-Opinion	
Tan, K.G. and Amri, M., (FY2012), <i>Indonesia's Competitiveness lies in performance of provinces</i> , The Jakarta Post, 5 March 2013	

5. Annual Tracking of World's Major 103 Cities on Cost of Living, Wages, and Purchasing Power for Expatriates and Ordinary Residents

Expats Rank (Ordinary Residents Rank)	City	Country	Ordinary Residents Rank (Expats Rank)	City	Country
1 (97)	CARACAS	Venezuela	1 (3)	ZURICH	Switzerland
2 (52)	SINGAPORE	Singapore	2 (5)	GENEVA	Switzerland
3 (1)	ZURICH	Switzerland	3 (4)	OSLO	Norway
4 (3)	OSLO	Norway	4 (13)	SYDNEY	Australia
5 (2)	GENEVA	Switzerland	5 (17)	MELBOURNE	Australia
6 (14)	NEW YORK	United States	6 (7)	COPENHAGEN	Denmark
7 (6)	COPENHAGEN	Denmark	7 (25)	PERTH	Australia
8 (21)	FRANKFURT	Germany	8 (26)	BRISBANE	Australia
9 (9)	TOKYO	Japan	9 (9)	TOKYO	Japan
10 (11)	PARIS	France	10 (53)	LUXEMBOURG	Luxembourg
11 (26)	LONDON	Great Britain	11 (10)	PARIS	France
12 (12)	STOCKHOLM	Sweden	12 (12)	STOCKHOLM	Sweden
13 (4)	SYDNEY	Australia	13 (36)	ADELAIDE	Australia
14 (64)	HONG KONG	Hong Kong, China	14 (6)	NEW YORK	United States
15 (20)	HELSINKI	Finland	15 (16)	OSAKA / KOBE	Japan
16 (15)	OSAKA / KOBE	Japan	16 (43)	VANCOUVER	Canada
17 (5)	MELBOURNE	Australia	17 (41)	DUBLIN	Ireland
18 (86)	MOSCOW	Russia	18 (52)	TORONTO	Canada
19 (38)	MUNICH	Germany	19 (54)	CALGARY	Canada
20 (58)	SEOUL	South Korea	20 (15)	HELSINKI	Finland

Figure 6: Ranking of Cost of Living for Expatriates vs. Ordinary Residents in 103 World's Major Cities (2014 List of Top 20 Rankings)

Objective

Cost of living, wages and purchasing power are key benchmark indicators to track and monitor basic living standard for cities. They are important for employers and employees and matter even more for multinational corporations, policy makers and especially for the government of the day. The ACI's study provides annual cost of living indices and rankings for expatriates and ordinary residents. In addition, we also present annual indices and rankings of wages and purchasing power for the latter group. Our rigorous methodology is explained openly, data sources are explicitly disclosed and our assumptions are laid down in a transparent approach.

Scope

The study covers 103 major cities across six continents – Africa, Asia, Australasia, Europe, North America and South America. The study period is from 2005 to the present and our findings are updated annually.

Methodology

The ACI cost of living indices for expatriates and ordinary residents consist of 10 Consumption Categories, which cover 165 products and 283 price data entries for each city. Both indices use New York as the base city (New York index value = 100). The cost of living index for expatriates is obtained by dividing the weighted average of average prices in a city with the weighted average of average prices in New York and multiplying the resultant ratio by 100. The cost of living index for ordinary residents is constructed in a similar manner, with the inclusion of appropriate adjustment factors. Item weights for expatriates are the same across 103 cities and reflect our assumption that

expatriates everywhere follow Western consumption patterns. Meanwhile, item weights for ordinary residents are country-specific as they reflect the local consumption patterns of ordinary residents in each country. A city with larger cost of living index value for expatriates (ordinary residents) is more expensive for expatriates (ordinary residents) to live in and is ranked higher in our cost of living ranking for expatriates (ordinary residents). Both cost of living rankings for expatriates and ordinary residents are not sensitive to the choice of base city, a hallmark of rigorous methodology.

The wages index for ordinary residents is the ratio of gross hourly wages (in US dollar) in a particular city to gross hourly wages in New York, multiplied by 100. A larger index value implies higher wages for ordinary residents in the city and earn the city a higher place in our ranking for wages. Finally, the purchasing power index is the ratio of the wages index to the cost of living index for ordinary residents, multiplied by 100. A larger index value indicates that ordinary residents in the city can consume more baskets of goods and services given an hour of work. Cities with larger purchasing power index values are ranked higher in our purchasing power ranking.

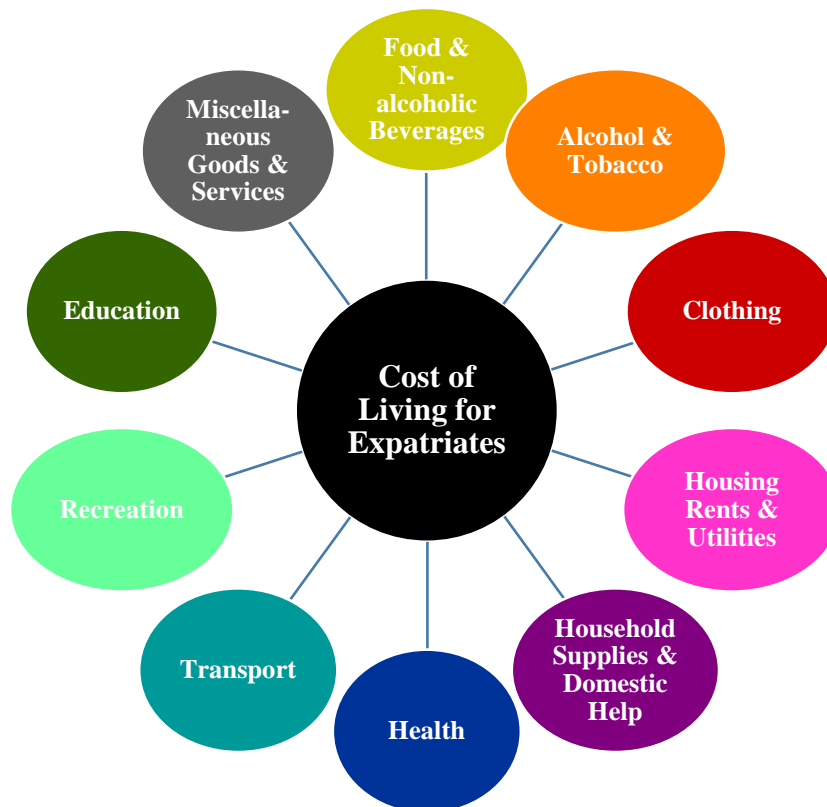



Figure 7: ACI Consumption Categories

Data

The data used for the study were collected from various sources. Main sources include EIU CityData, UBS Prices and Earnings study, World Bank's International Comparison Programme (ICP) survey and World Development Indicators (WDI), household expenditure survey in various countries, the Bloomberg Terminal, the International Monetary Fund's International Financial Statistics database and the International Labour Organisation (ILO) database.

Related Research Output

Title and Details	Front Cover
Books and Reports	
<p>Tan, K.G., Tan, K.Y., Yuan, R., and Nguyen, L.P.A., (FY2015), <i>2014 Annual Indices for Expatriates and Ordinary Residents on Cost of Living, Wages and Purchasing Power for World's Major Cities</i>, Singapore: World Scientific Publishing Co Pte. Ltd.</p>	
<p>Tan, K.G., Tan, K.Y., Nguyen, L.P.A., and Luu, N.T.D., <i>2015 Annual Indices for Expatriates and Ordinary Residents on Cost of Living, Wages and Purchasing Power for World's Major Cities</i> (Expected in FY2016)</p>	
ACI Policy Research Papers	
<p>Tan, K.G., Tan, K.Y. and Aw, G., (FY2013), <i>Annual Indices for Average Residents and Expatriates on Cost of Living for World's Major 109 Cities: 2005-2012</i></p>	
Editorial-Opinion	
<p>Tan, K.G., and Vu, M.K., (FY2011), <i>Figures, facts and fallacies</i>, The Straits Times, 3 May 2011</p> <p>陈企业、顾清扬, (FY2011) 《数据、事实和谬误》, Lianhe Zaobao, 3 May 2011</p>	
Journal Papers	

6. Bi-Annual Tracking of World's Major 64 Cities on Liveability

City	Region	Simulation		
		Before		After
		Score	Rank	Rank
Geneva	Europe	3.4	1	1
Zurich	Europe	4.6	2	1
Singapore	ASEAN	5.6	3	1
Copenhagen	Europe	7	4	1
Helsinki	Europe	7	4	1
Luxembourg	Europe	7.8	6	4
Stockholm	Europe	8.2	7	1
Berlin	Europe	11.2	8	2
Hong Kong	Asia	11.2	8	4
Auckland	Oceania	11.6	10	2
Melbourne	Oceania	11.6	10	5
Sydney	Oceania	12	12	4
Paris	Europe	12.4	13	8
Vancouver	North America	16.2	14	6
Amsterdam	Europe	16.8	15	8
Osaka-Kobe	Asia	17.8	16	9
New York	North America	18.2	17	12
Tokyo	Asia	18.6	18	8
Los Angeles	North America	18.8	19	12
Philadelphia	North America	21.4	20	14

Figure 8: ACI Global Liveable Cities Index (GLCI) Overall Ranking & Simulation for 64 Global Cities (2012 List of Top 20 Rankings)

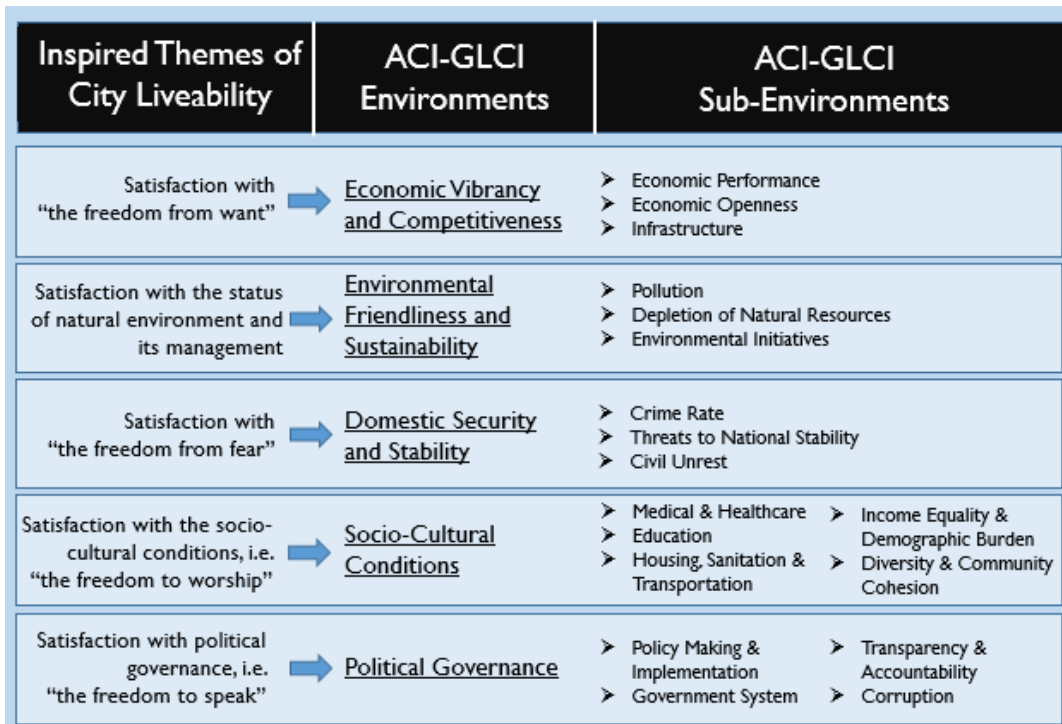


Figure 9: ACI Global Liveable Cities Index (GLCI) Conceptual Framework

Objective

The concept of liveability is taking centre stage in many discourses on the competitiveness of cities. Not only has globalisation caused the agglomeration of activities in cities that are seen as powerful growth engines, rapid urbanisation and the resulting multiplication of megacities mean that many governments especially of the emerging world are eager to get a better understanding of the challenges in formulating and implementing policies to improve the liveability of their cities. With this as the backdrop, we attempt to track the liveability of 64 of the world's major cities to analyse the liveability conditions of major cities, and conduct what-if policy simulations to present the direction policy makers can take in order to improve the liveability of their cities. Unlike other well-known liveability rankings of cities, ACI's liveability ranking takes the perspective of an ordinary man living in the city, and includes a large number of major cities in emerging economies in order to get a diverse and more representative coverage of major cities for all continents.

Scope

The study covers 64 of world's major cities spreading across the diversity of continents, and the latest study is based on the most updated data available as of 2013 and our findings are updated biannually.


Methodology




This project adopts the methodology outlined under ACI Competitiveness Analysis Framework in Page 8 of this report. For the liveability study, however, the multi-dimensional character of liveability is captured in five environments instead of four, namely: Economic Vibrancy and Competitiveness, Domestic Security and Stability, Socio-Cultural Conditions, Political Governance, and Environmental Friendliness and Sustainability. There is a total of 85 practical indicators used in this study.

Data

The data used for the study were collected from the IMF's International Financial Statistics database, ASEAN Secretariat, Bank for International Settlements, Political and Economic Risk Consultancy, Governance Metrics International, and WDI.

Related Research Output

Title and Details	Front Cover
Books and Reports	
Tan, K.G., Woo, W.T., Tan, K.Y., Low, L. and Aw, G.E.L., (FY2012), 'Ranking the Liveability of the World's Major Cities' <i>The Global Liveable Cities Index (GLCI)</i> , Singapore: World Scientific Publishing Co Pte. Ltd. 陈企业、胡永泰、陈光炎、刘琳达、欧怡伶 [著]、万静、曾婷 [译] (FY2012), 《全球主要城市宜居性排名: 全球宜居城市指数》, 世界科技出版公司 (新加坡)	
Journal Papers	

<p>Tan, K.G., Woo, W.T. and Aw, G., (FY2013), <i>A New Approach to Measuring the Liveability of Cities: The Global Liveable Cities Index (GLCI)</i>, World Review of Science, Technology and Sustainable Development, Vol. 11, No.2, pp.176 – 196 (UK)</p>	
<p>Tan, K.G., Woo, W.T. and Tan, B.S., (FY2013), <i>A New Instrument to Promote Knowledge-led Growth: The Global Liveable Cities Index</i>, Int. J. of Business Competition and Growth, Vol.3, No.3, pp.174 – 188 (UK)</p>	
<p>Tan, K.G. and Kaur, S., (FY2015), <i>Measuring Abu Dhabi's Liveability Using the Global Liveability Index</i>, World Journal of Science, Technology and Sustainable Development (UK) [Forthcoming]</p>	
<p>ACI Policy Research Papers</p>	
<p>Tan, K.G. and Kaur, S., (FY2015), <i>Measuring Abu Dhabi's Liveability Using the Global Liveability Index</i></p>	
<p>ACI Technical Working Papers</p>	
<p>Tan, K.G., Woo, W.T. and Aw, G., (FY2013), <i>A New Approach to Measuring the Liveability of Cities: The Global Liveable Cities Index (GLCI)</i></p>	
<p>Tan, K.G., Woo, W.T. and Tan, B.S., (FY2013), <i>A New Instrument to Promote Knowledge-led Growth: The Global Liveable Cities Index</i></p>	

7. Greater China Liveable Cities Index and the Emerging Concept of Intelligent Cities



Objective

It is increasingly evident that the Chinese economy is entering into the ‘New Normal’ era of a slower, but more sustainable and inclusive growth. In tandem with this is the clear shifts in political priorities and societal sentiments that progress should encompass more than economic growth to include other environmental and social factors that contribute to the welfare of its citizens. To that end, it is imperative to have a framework to study the liveability of cities, which would not only assist policy makers to assess the liveability conditions of major cities in Greater China Region, but it will also help them to identify the strengths and weaknesses of each city so as to facilitate a more informed policy formulation process that can result in a greater improvement in the liveability of China’s cities.

Scope

The study covers 100 cities in the Greater China region including the Special Autonomous Regions as Hong Kong and Macau, as well as Taiwan. The data were gathered starting from year 2012 and our findings are updated biannually.

Methodology

This project adopts the methodology outlined under ACI Competitiveness Analysis Framework in Page 8 of this report. This project’s particular framework captures the multi-dimensional character of liveability in five environments instead of four, namely: economic development; environmental standards; safety and security; socio-cultural conditions; and political governance.


Data

The hard data used in this study are gathered from various publicly available sources including China Statistical Yearbook, China City Statistical Yearbook, China Urban Construction Statistical Yearbook, Hong Kong Annual Digest of Statistics, Macau Yearbook of Statistics, Taiwan Statistical Data Book, Taiwan Urban and Regional Development Statistics, etc. ACI also engaged professional institutions to gather survey data through phone surveys in all 100 cities from May 2014 to August 2014.

Related Research Output

Title and Details	Front Cover
Books and Reports	
<p>Tan, K.G., Nie, T., Baek, S. and Tan, K.Y., (FY2015), <i>2015 Greater China Liveable Cities Index and the Emerging Concept of Intelligent Cities</i>, Singapore: Whioce Publishing Co Pte. Ltd.</p> <p>Chinese version of “2015 Greater China Liveable Cities Index and the Emerging Concept of Intelligent Cities” (Expected in FY2016)</p>	
Journal Papers	
<p>Tan, K.G., Nie, T. and Baek, S., (FY2015), <i>Empirical Assessment on the Liveability of Cities in Greater China Region: Greater China Liveable Cities Index, Competitiveness Review (UK)</i> [Forthcoming]</p>	
ACI Policy Research Papers	
<p>Tan, K.G., Nie, T. and Baek, S., (FY2015), <i>Empirical Assessment on the Liveability of Cities in Greater China Region: Greater China Liveable Cities Index</i></p>	
ACI Policy Briefs	
<p>Tan, K.G., Nie, T. and Baek, S., (FY2015), <i>The Illusion of Small Cities: Challenging our assumptions about liveability in the context of Greater China</i></p>	
<p>Tan, K.G., Nie, T. and Baek, S., (FY2015), <i>China's Long March to Liveability – A need for strategic assessment of liveability and the way forward for China</i></p>	
Editorial-Opinion	
<p>Tan, K.G., Tan, K.Y. and Nie, T., (FY2015), 《城市宜居性无关城市大小》, Lianhe Zaobao, 27 November 2015</p>	
<p>Tan, K.G., Nie, T. and Baek, S., (FY2015), 《北京成为宜居城市：长路漫漫》, Lianhe Zaobao, 23 December 2015</p>	

8. Asia CompNet: Tracking Firm-Level Productivity, Efficiency and Competitiveness for the 16 Asian Economies



Objective

The economic literature has long recognised that it is paramount to not only look at macroeconomic factors to devise policies for improving an economy's competitiveness but also to examine firm-level performances that underpin sectoral and, ultimately, national competitiveness. ACI has thus embarked on a new research project to develop a comprehensive dataset along and beyond the data required by European Competitiveness Research Network (CompNet) pioneered by Dr Filippo di Mauro, Senior Advisor, Research Department, European Central Bank. This project examines company-level productivity, efficiency and competitiveness for companies in selected sectors from 16 Asian economies.

Scope

The study covers 16 Asian economies of Mainland China, India, Japan, South Korea, Taiwan, Hong Kong and ASEAN-10.




Methodology

ACI's company-level dataset will comprise both time series hard data related to financials (as reported in financial statements), manpower and trade and survey data. The data will then be used for cross-country comparison and benchmarking between Asian firms and European firms, drawing on and extending out of a technical framework established by the ECB CompNet. The research can thus provide invaluable inputs for policymakers as they engage in the design of public policies. The entire project will take three years to complete over three stages with Singapore being the prototype. Under Stage I, an index for productivity tracking and efficiency monitoring for small- and medium-sized enterprises (SMEs) in Singapore will be constructed based on data from a sample of 2000 companies from selected sectors. The index will allow ACI to draw important policy insights for SME development in Singapore. Stage II and III will involve the remaining 15 Asian economies. Around 20 Memorandums of Understanding (MOUs) will be signed with national think-tanks and/or Chamber of Commerce from these 15 economies, which completes the establishment of Asia CompNet.

Data

The data used for this study were collected from Yearbook of Statistics Singapore, 2009 and 2013, and IMF, World Economic Outlook Database, October 2013, among others. Relevant time series hard data on financials, manpower and trade, as well as survey data on firms' characteristics and operations will be obtained in the course of the ongoing project.

Related Research Output

Title and Details	Front Cover
Books and Reports	
<p>Tan, K.G. and Tan, K.Y., (FY2014), <i>Foreign Direct Investment and Small Medium Enterprises: Productivity and Access to Finance</i>, Singapore: World Scientific Publishing Co Pte. Ltd.</p>	
Journal Papers	
<p>Tan, K.G. and Tan, Y.Y., (FY2014), <i>Promoting SMEs and Enhancing Labour Productivity in Singapore: A Policy Analysis</i>, Journal of International Commerce, Economics and Policy, Vol. 5, No. 3, 1440012, 12 pages (SINGAPORE)</p>	
<p>Tan, K.G. and Tan, K.Y., (FY2014), <i>Foreign Direct Investment (FDI), Productivity Spillovers and the Role of Small and Medium Enterprises (SMEs) Financing: An Overview</i>, Journal of International Commerce, Economics and Policy, Vol. 5, No. 3, 1403002, 5 pages (SINGAPORE)</p>	
<p>Tan, K.G. (FY2014), <i>Comments on Song (2014), 'Location Proximity and Productivity Spillover: The Case of Korean Manufacturing Plants'</i>, Asian Economic Papers, MIT Press, Winter/Spring 2015, Vol. 14, No. 1, pp. 104-118 (USA)</p>	
ACI Policy Research Papers	
<p>Tan, K.G. and Tan, Y.Y., (FY2014), <i>Promoting SMEs and Enhancing Labour Productivity in Singapore: A Policy Analysis</i></p>	
<p>Tan, K.G. and Tan, K.Y., (FY2014), <i>Foreign Direct Investment (FDI), Productivity Spillovers and the Role of Small and Medium Enterprises (SMEs) Financing: An Overview</i></p>	
<p>Tan, K.G. (FY2014), <i>Comments on Song (2014), 'Location Proximity and Productivity Spillover: The Case of Korean Manufacturing Plants'</i></p>	
ACI Technical Working Papers	
<p>Tan, K.G., Yuan, R. and Nie, T., (FY2015), <i>Total Factor Productivity Measurement</i></p>	

9. Ease of Doing Business Index: Attractiveness to Investors, Business Friendliness, and Competitive Policies (EDB Index ABC) for Selected Economies of India and Indonesia



Objective

As rising emerging countries, Indonesia and India need investment to drive higher growth. For that to happen, the country has to improve its local investment climate. The countries' governments at the sub-national level hold more responsibilities and possess executing power, acting as key partners to the central government to secure investment, either from domestic or foreign investors, and determine the trajectory of the sub-national economy's continued development. Assessing the ease of doing business in more details is therefore of paramount importance, not only at the national level, but increasingly so at the sub-national level.

Scope

The ACI study on EDB Index ABC for India covers well over 20 states and federal territories with the support of the Confederation of Indian Industry (CII) classification.

The ACI study on EDB Index ABC for Indonesia aims to cover the majority of provinces in Indonesia. The newly created province, North Kalimantan is not yet included pending data availability. For secondary data, indicators are drawn from the latest available year at the source while primary data are collected from perception survey and structured interview conducted in mid-2015.

Methodology

This project adopts the methodology outlined under ACI Competitiveness Analysis Framework in Page 8 of this report. This project's particular framework consists of three environments, namely attractiveness to investors, business friendliness, and competitive policies, covering four sub-environments with more than 70 hard and soft indicators.. This EDB Index ABC is a comprehensive sub-national and recurrent analysis, applicable to both domestic as well as foreign firms. It allows comparison on ease of doing business across the country at the sub-national level. This is a bottom-up approach that takes into account business perspectives at the micro level by survey data,

combining it with publicly available hard data. This is in contrast with the World Bank’s approach which is narrower, only looking at the processes from opening to closing business.




Data

The primary data used for the study were collected from business perception survey and structured interview with the relevant policymakers at the provincial level (for Indonesia) or at the states and federal territories level (for India).

Official data for India were collected from MOSPI, RBI, augmented by other international sources such as UNDP and the World Bank.

Official data for Indonesia were collected from various statistical books published by Central Statistical Bureau (BPS), World Bank Indonesia Database for Policy and Economic Research (INDO-DAPOER), Central Bank of Indonesia.

Related Research Output

Title and Details	Front Cover
Books and Reports	
Tan, K.G., Rao, K., Tandon, A. and Tan, K.Y., <i>2015 Ease of Doing Business Index ABC: Attractiveness to Investors, Business Friendliness and Competitiveness Policies for 35 States and Federal Territories of India</i> (Expected in FY2016)	
Tan, K.G., Merdikawati, N., Amri, M. and Tan, K.Y., (FY2015), <i>2015 Annual Provincial and Regional Competitiveness Analysis in Indonesia: Optimising Layers of Government, Agricultural Productivity and Ease of Doing Business</i> , Singapore: World Scientific Publishing Co Pte. Ltd.	
ACI Policy Research Papers	
Tan, K.G. and Tandon, A., (FY2015), <i>Policy Research Agenda to Promote Competitiveness, Attract Foreign Investors and Improve Business Friendliness for 35 Sub-national Economies of India</i> , STRATEGIA, Vol. 37 – Special Issue on Doing Business Across the Continents	

**Research with Thematic
Applications to
Competitiveness of
Economies**

10. Agricultural Productivity Studies for Sub-National Economies of China, India, Indonesia, and ASEAN



Figure 10: ACI 2015 Agricultural Productivity Analysis for Asian Economies

Objective

Despite rapid industrialisation, agriculture remains an important source of livelihood for many Asian economies, including India, China, Indonesia, and ASEAN-8 (excluding Singapore and Brunei). However, with limited resources, migration of people from rural to urban areas, along with rapid conversion of agricultural land into industrial zones, achieving and sustaining agricultural productivity is paramount if these economies aim to ensure food security in the coming years. The purpose of this paper is to analyse agricultural Total Factor Productivity (TFP) and its components for the Asian economies between in the past decade or more. To date, most of the existing work on Asia's agricultural sector has been at the national level. However, considering the extent of these individual economies' internal diversity, a sub-national level analysis of their agricultural sectors would be more useful from a policy perspective. In this light, this study examines agricultural productivity growth in the sub-national economies of India, China and Indonesia, as well as in the national level for ASEAN-8, and draws policy implications from such empirical analysis.

Scope

The study for India covers all 35 states federal territories and by regions from 2000-2012. The five regional groupings are based and aligned on the Confederation of Indian Industry (CII) classification.

The study for China covers 30 Chinese provinces from 1990-2012.

The study for Indonesia covers 32 provinces from 2000-2012. The newest province is North Kalimantan which was created in 2012 and hence not included in our analysis.

The study for ASEAN covers ASEAN-8 economies excluding Singapore and Brunei from 2000-2011.

Methodology

This project applies both Cobb-Douglas and Malmquist index methodology to gain a comprehensive understanding of the agricultural total factor productivity (TFP) growth in the mentioned Asian economies. Given lack of observations to conducted panel analysis at the sub-national levels, we applied growth accounting methodology only at national level. In order to have a deeper understanding of the driving factors of TFP growth, we adopted the Malmquist index method at the sub-national level, which allows us to decompose TFP change into technological change and efficiency change.

Data




The data used in the study for India were collected from MOSPI, RBI, UNDP, the World Bank, and the Food and Agriculture Organisation (FAO).





The data used in the study for China were collected from China Statistical Yearbook, Provincial Statistical Yearbooks, and China Rural Statistical Yearbook.

The data used in the study for Indonesia were collected from World Bank's Indonesia Database for Policy and Economic Research (INDO-DAPOER), World Bank INDO-DAPOER, BPS, and Ministry of Agriculture.

The data used in the study for ASEAN were collected from FAO, U.S. Department of Agriculture (USDA), the World Bank, and International Fertilizer Association (IFA).

Related Research Output

Title and Details	Front Cover
Books and Reports	
<p>Tan, K.G., Nguyen, L.P.A., Gopalan, S. and Luu, N.T.D., (FY2015), <i>2015 Annual Competitiveness Analysis, Agricultural Productivity and Development Vision for ASEAN-10</i>, Singapore: World Scientific Publishing Co Pte. Ltd.</p>	
<p>Tan, K. G., Yuan, R. and Yoong S.W.C., (FY2015), <i>2015 Annual Update of Provincial and Regional Competitiveness Analysis for Greater China: Optimising Agricultural Productivity and Promoting Innovation Driven Growth</i>, Singapore: World Scientific Publishing Co Pte. Ltd.</p>	
<p>Tan, K.G., Low, L., Gopalan, S. and Tandon, A., (FY2015), <i>2015 Agricultural Total Factor Productivity and Competitiveness Analysis for States & Federal Territories and Five Regions of India</i>, Singapore: World Scientific Publishing Co Pte. Ltd.</p>	

<p>Tan, K.G., Merdikawati, N., Amri, M. and Tan, K.Y., (FY2015), <i>2015 Annual Provincial and Regional Competitiveness Analysis in Indonesia: Optimising Layers of Government, Agricultural Productivity and Ease of Doing Business</i>, Singapore: World Scientific Publishing Co Pte. Ltd.</p>	
<p>Journal Papers</p>	
<p>Tan, K.G., Rao, K. and Rajan, R., (FY2014), <i>How Productive is the Agricultural Sector Across Indian States?</i>, International Journal of Development Issues, Vol. 14: 3, pp. 231-248 (UK)</p>	
<p>Tan, K.G, Suo, H. and Rajan, R.S., (FY2015), <i>Estimating Provincial Agricultural Total Factor Productivity in Mainland China</i>, Forthcoming in International Journal of Business Performance Management (UK)</p>	
<p>Tan, K.G., Merdikawati, N. and Rajan, R., (FY2015), <i>How Productive is the Agricultural Sector in Indonesia?</i>, International Journal of Asian Business and Information Management (USA) [Forthcoming]</p>	
<p>ACI Technical Working Papers</p>	
<p>Tan, K.G., Rao, K. and Rajan, R., (FY2014), <i>How Productive is the Agricultural Sector Across Indian States?</i></p>	
<p>Tan, K.G, Suo, H. and Rajan, R.S., (FY2014), <i>Estimating Provincial Agricultural Total Factor Productivity in Mainland China</i></p>	
<p>Tan, K.G., Suo, H. and Rajan, R.S., (FY2015), <i>How Productive is the Agricultural Sector in ASEAN?</i></p>	
<p>Tan, K.G., Nurina, M. and Rajan, R., (FY2015), <i>Agricultural Productivity in Indonesian Provinces</i></p>	

11. Growth Slowdown Analysis by Income Thresholds for Greater China, India, Indonesia, and ASEAN-10

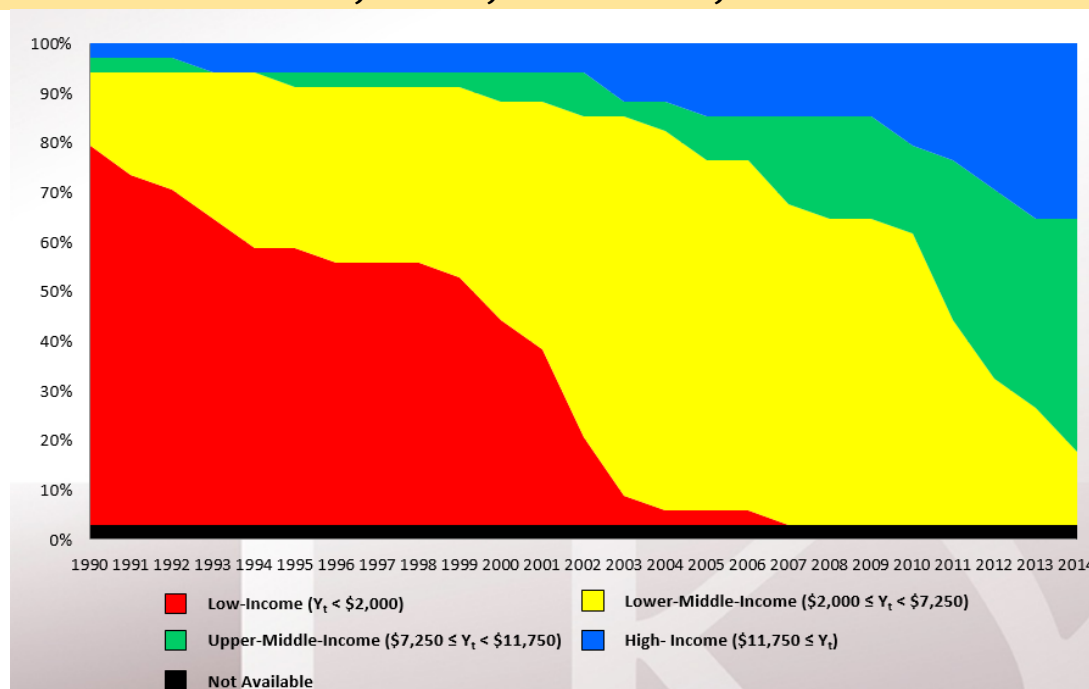


Figure 11: Distribution of Greater China Economies by Income Categories, 1990-2014

Objective

Sustainable economic growth is increasingly pushed up the agenda of policy makers and economists alike. In the last few decades, Asian economies, especially Eastern and Southern Asian ones, have experienced impressive high-speed growth, pushing up the living standards of billions of its people. However, in recent years, the unexpected growth slowdown experienced by the region's developing economies has sparked off controversy surrounding the reasons for the slowdown. This project zeroes in on the income levels of Asia's economies, in order to locate the episodes of slowdown, then identify the main contributors of growth slowdown, with consideration of each economy's unique characteristics. We also conduct simulation analysis based on current data to project potential growth slowdown scenarios in the future thereby offering targeted policy implications for interested policy makers.

Scope

The study covers sub-national economies in Greater China, India, Indonesia and ASEAN countries over an overarching timeframe of 1990-2013 for Greater China and Indonesia, 1993-2013 for India, 1980-2013 for ASEAN.

Methodology

Our methodology follows several existing literature. First, we pick indicators from Aiyar et al. (2013), Eichengreen, Park, and Shin (2011 and 2013) and Flaaen, Ghani, and Mishra (2013), which cover various aspects of economy including: demographic, exogenous factors, human capital, infrastructure and macroeconomic factors. Next, we classify our economies into low-, middle- and high-income groups based on their current gross regional domestic product (GRDP) per capita in 1990 PPP\$. Then we identify growth slowdown according to Eichengreen, Park and Shin (2011 and 2013) by three inequalities and we specify a logit model using the slowdown dummy created as the dependent variable, with GRDP per capita inside as an control variable. This analysis is conducted separately for slowdowns in different income groups over different economies. Based on our regression analysis, we obtain a model which links the probability of growth slowdowns occurring

in various income groups to different independent variables. Finally, we generate predictions on the probability of slowdown for all economies until 2017 using current data. This exercise enables us to identify high-risk economies which are prone to slowdown in the near future and give corresponding policy implications to help them averting the prospect of slowdown.

Data

The data used for this study were collected from various sources. Main sources include Euromonitor International, Global Market Information Database; Fraser Institute, Economic Freedom of the World database; ILO, Key Indicators of the Labour Market, 8th Edition; IMF, World Economic Outlook Database, April 2015; Maddison (2010); The Conference Board, Total Economy Database (May 2015 version); UNCTAD; World Bank, WDI; National Bureau of Statistics of China; various China provincial statistical yearbooks; Hong Kong Annual Digest; Taiwan Statistical Yearbook; Taiwan Statistical Databook; Indiastat; Centre for Monitoring India Economy PVT LTD, States of India Database; CEIC Database; Ministry of Statistics and Programme Implementation; World Bank Indo-dapoer; Statistics Indonesia; various statistical yearbooks; Investment Coordinating Board (BKPM).

Related Research Output

Title and Details	Front Cover
Books and Reports	
Tan, K.G., Yoong, W.C.S., Lian, X. and Luu, N.T.D., <i>Growth Slowdown Analysis by Income Thresholds</i> (Expected in FY2016)	
ACI Technical Working Papers	
Tan, K.G., Yuan, R. and Nie, T., (FY2015), <i>Geweke Causality Analysis Methodology</i>	
Tan, K.G., Gopalan, S. and Nguyen, L.P.A., (FY2015), <i>Empirical Evidence by Geweke Approach on Economic Stagnation of Cambodia, Laos, Myanmar and Vietnam</i>	
Tan, K.G., Amri, M., (FY2015), <i>Empirical Evidence by Geweke Approach on Competitiveness and Stagnation amongst Four Selected Provinces in Indonesia</i>	
Tan, K.G., Nie, T. and Rao, K., (FY2015), <i>Empirical Evidence by Geweke Approach on Factors Contributing to Competitiveness and Stagnation of Four Selected States in India</i>	
Tan, K.G., Amri, M., (FY2015), <i>GDP Growth, Value Addition, and Labour Productivity: Geweke Causality Analysis of Indonesia's Economically Challenged Provinces</i>	
Tan, K.G., Nie, T. and Tandon, A., (FY2015), <i>Empirical Evidence by Geweke Approach on Factors Contributing to Competitiveness and Stagnation of Tamil Nadu, India</i>	

12. Evaluating Singapore’s Longer-term Public Policies: Enhancing Competitiveness and Staying Relevant within a Global Context



Objective

In 2015, Singapore celebrated her 50th Jubilee year, and with celebrations came a call to look soberly into the future – how Singapore will maintain its track for progress and thrive amidst the challenges that the current environment poses. As Singapore’s leaders take a deep and far look into the country’s economic future, ACI will conduct a quantitatively-based, thorough assessment and evaluation of Singapore’s public policy framework to sieve out policies based on their relevance in the current and projected future climate. This will be examined in the context of the changing needs of Singaporeans, emerging technological and business trends, and the challenges and opportunities Singapore need to address and seize. This project addresses Singapore’s longer-term survival as a nation, and will identify pertinent policies options for Singapore in the next 2-3 decades.

Scope

Our research will cover Singapore through her history and towards her projected future. We will assess the success of policies according to the contexts through the 50 years, and identify current and future trends in 30 years’ time in order for Singapore to be future-ready.

Methodology

The exact methodology is still in the discussion pipeline. ACI will adopt quantitative research methods using hard and soft data in order to generate results and relevant policy implications.

Data

Database remains to be obtained.

Related Research Output

Title and Details	Front Cover
ACI Policy Research Papers	
<p>Tan, K.G., Tan, E.B.K and Kwan, V.W.S., (FY2014) <i>Singapore’s Economic Development, 1965-2020: Review, Reflection and Perspective, Commentary, The National University of Singapore Society, Vol. 24</i></p> <p>陈企业、郭明忠、刘丹彤, (FY2014), 《新加坡经济发展, 1965年至2020年: 回顾、反思与展望》</p>	

Tan, K.G., Qian, Y., (FY2015), <i>Business as usual for S'pore after GE2015?</i> , Mendaki Policy Digest 2015, ACI Policy Paper	
ACI Policy Briefs	
Tan, K.G., Lian, X. and Xie, T., (FY2015), <i>Commentary for 2016 Budgetary Statements</i>	
Editorial-Opinion	
Tan, K.G., TAN, K.Y. and Quek, X.Y., (FY2011), <i>Growing pains in growing fairly</i> , The Straits Times, 4 January 2012 陈企业、陈光炎、顾清扬、郭轩宇, (FY2011), 《新加坡中期增长、经济政策的权衡, 国民的期望》, Lianhe Zaobao, 4 January 2012	
Tan, K.G. and TAN, K.Y., (FY2012), <i>More productive economy still needed</i> , The Straits Times, 3 June 2012 陈企业、陈光炎, (FY2012), 《全球化、国际竞争和包容性增长的现实》, Lianhe Zaobao, 15 June 2012	
陈企业, 刘奕明, 聂彤忻, (FY2013), 《陈企业: 经济周期缩短、增长间断与逐渐内视的潜在危机》, Lianhe Zaobao, 22 February 2014	
Tan, K.G., (FY2013), <i>Hard Questions to Answer for Singapore's Development</i> , The Business Times, 6 March 2014	
Tan, K.Y., (FY2014), <i>Growth in a decade of shocks</i> , The Straits Times, 12 August 2014	
陈企业, 索浩然, (FY2015), 《增加包容性的金禧预算案》, Lianhe Zaobao, 24 February 2015	
陈企业, (FY2015), 《给本区域带来带来商机与挑战》, Lianhe Zaobao, 1 October 2015	
Tan, K.G., R. Sim, (2015), <i>Business as usual for S'pore after GE2015?</i> , The Straits Times, 3 October 2015 陈企业、沈财富, (FY2015), 《2015 年大选后让一切回归常态?》, Lianhe Zaobao, 28 September 2015	
陈企业, (FY2015), 《陈企业: 低增长不应是我国经济新常态》, Lianhe Zaobao, 29 January 2016	
陈企业, 连笑, 谢特蕾西, (FY2015), 《谨慎调教 理性 高度包容 能为多数人接受的财政预算案》, Lianhe Zaobao, 25 March 2016	

13. Impact of Exchange Rates on Foreign Direct Investment



Objective

The existing academic literature has well documented the importance of foreign direct investment (FDI) as a source of investment, technology and plugging countries into regional value chains helping them with their exports. While there are number of factors that affect FDI, countries are keenly aware that they are to remain cost competitive if they want to continue to attract FDI inflows. This is especially applicable to the economies in the Asian region. Cost competitiveness can be broadly measured by real exchange rates. In this light, the research objective and value-addition of this project can be summarized as follows: To examine empirically and quantify the impact of real exchange rates on FDI inflows to Asian economies of interest to ACI. Specifically, the project will focus on China, India, Indonesia and the rest of the ASEAN economies.

Scope

While there has been some work in the literature focusing on related issues, most of the literature is cross-country or panel in nature. Given the size and heterogeneity within countries like China, India or Indonesia, this project will undertake an empirical analysis at the province/state level in these three countries. Considering the data constraints for ASEAN countries, the project will examine empirically the impact of RER on FDI inflows to ASEAN at the aggregate level.

Methodology

The project will employ advanced panel data techniques to investigate the research objectives stated above.

Data

Relevant data for each country at the country/State/Provincial level (as it applies to the country in question) would be compiled from various secondary sources.

Related Research Output

The project envisions the completion of several journal articles that focus individually on the empirical relationship between exchange rates and FDI inflows at the sub-national level for all the sample countries including India, Indonesia, China and ASEAN economies.

Master Plan & Reports

14. 2014 Regional Competitiveness Analysis and a Master Plan on Regional Development Strategies for India

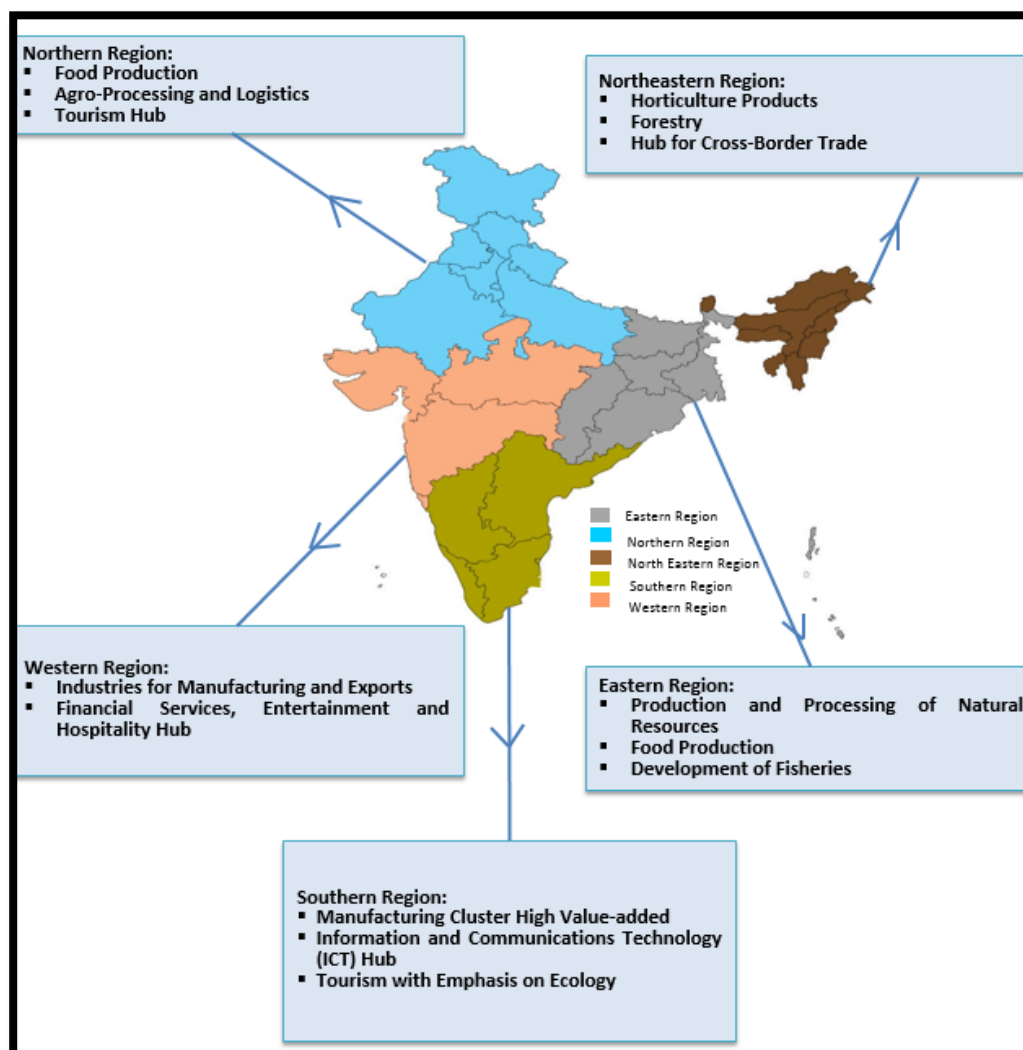


Figure 12: Proposed Strategic Regional Clusters for Indian Regions

Objective

An update covering all 35 states and federal territories for analysis of overall competitiveness and what-if policy simulations opened the way for ACI's proposed "Master Plan for Strategic Regional Economic Development". This allows sub-national economies grouped into regions to mitigate any weaknesses (as in transportation or finance) while adding to strengths of other neighbouring sub-national neighbours. Comparative analysis is further undertaken by considering all sub-economies as Top 10 (at the top range of competitiveness), Middle 15 and Bottom 10, gives further insights and nuances in making objective assessments on their respective strengths and weaknesses. This gives a deeper understanding of more impactful implications for policy-making.

Scope

The study covers all 35 states and federal territories of India for the time period from 2000 to 2014.

Methodology

This project adopts the methodology outlined under ACI Competitiveness Analysis Framework in Page 8 of this report. ACI also makes comparative analyses by median and maximum

competitiveness web charts to show how a particular region measures up. Gaps identified within various indicators are for policy-makers to heed to. Like what-if policy simulation, policy-makers can mitigate with an insightful view of their strengths and weaknesses to make the right decisions and policy options by regions. ACI's competitiveness rankings and policy simulations for the period since 2000 have used 75 indicators in 2014 which include determinant and outcome indicators. The extensive number of indicators ensures robust interpretation of each environment and sub-environment in the overall competitiveness score.

Data

Sub-national statistics were collected from Indian-based official data agencies, including the Ministry of Statistics and Programme Implementation (MOSPI), Reserve Bank of India, among others.

Related Research Output

Title and Details	Front Cover
Books and Reports	
<p>Tan, K.G., Low, L., Rao, V.K. and Tan, K.Y., (FY2014) <i>2014 Regional Competitiveness Analysis and a Master Plan on Regional Development Strategies for India: Annual Competitiveness Update and Evidence on Economic Development Model for Selected States of India</i>, Singapore: World Scientific Publishing Co Pte. Ltd.</p>	
ACI Technical Working Papers	
<p>Tan, K.G., Low, L., Tan, K.Y.V., Rao, K., Nie, T., Tandon, A. and Baek, S., (FY2015), <i>2015 Master Plan for Strategic Regional Economic Development of India: Vision 2030</i></p>	

15. ACI Business Case Study Series: A Report on the Transformation of Mandarin Orchard Singapore and Mandarin Gallery



Objective

Since OUE Limited was acquired by Dr Stephen Riady in 2006, the company has gone through significant transformation to attain its present form. This inaugural ACI Business Case Study Series report examines the data, key events and factors behind the profitable business operations of Mandarin Orchard Singapore (MOS) hotel and Mandarin Gallery (MG) retail mall, as well as the leadership and Asian management philosophy that underpins a successful family business, shedding light on what it took for OUE Limited to become one of the key property players in Singapore's real estate market today.

Scope

Singapore's hospitality and retail sector data; Information on Mandarin Orchard Singapore and Mandarin Gallery from 2000 to 2015.


Methodology

Our report will benchmark the performance of MOS and MG to industry competitors, and evaluate the strategies employed during the process of transformation to measure their effectiveness. Interviews with staff who were present at the time of transformation will further supplement our analysis of the leadership and management approach taken towards the company.

Data

Interviews and transcript analysis, data collection from company financial reports, statistical data sources on hospitality and retail sectors, OUE Limited data, Singapore Tourism Board.

Related Research Output

Title and Details	Front Cover
Books and Reports	
Tan, K.G., Rajan, H.C., Tan, E.B.K. and Kwan, V.W.S., <i>ACI Business Case Study Series: A Report on the Transformation of Mandarin Orchard Singapore and Mandarin Gallery</i> (Expected in FY2016)	

16. Asia Economic Connectivity Vision 2030 (AECV2030)

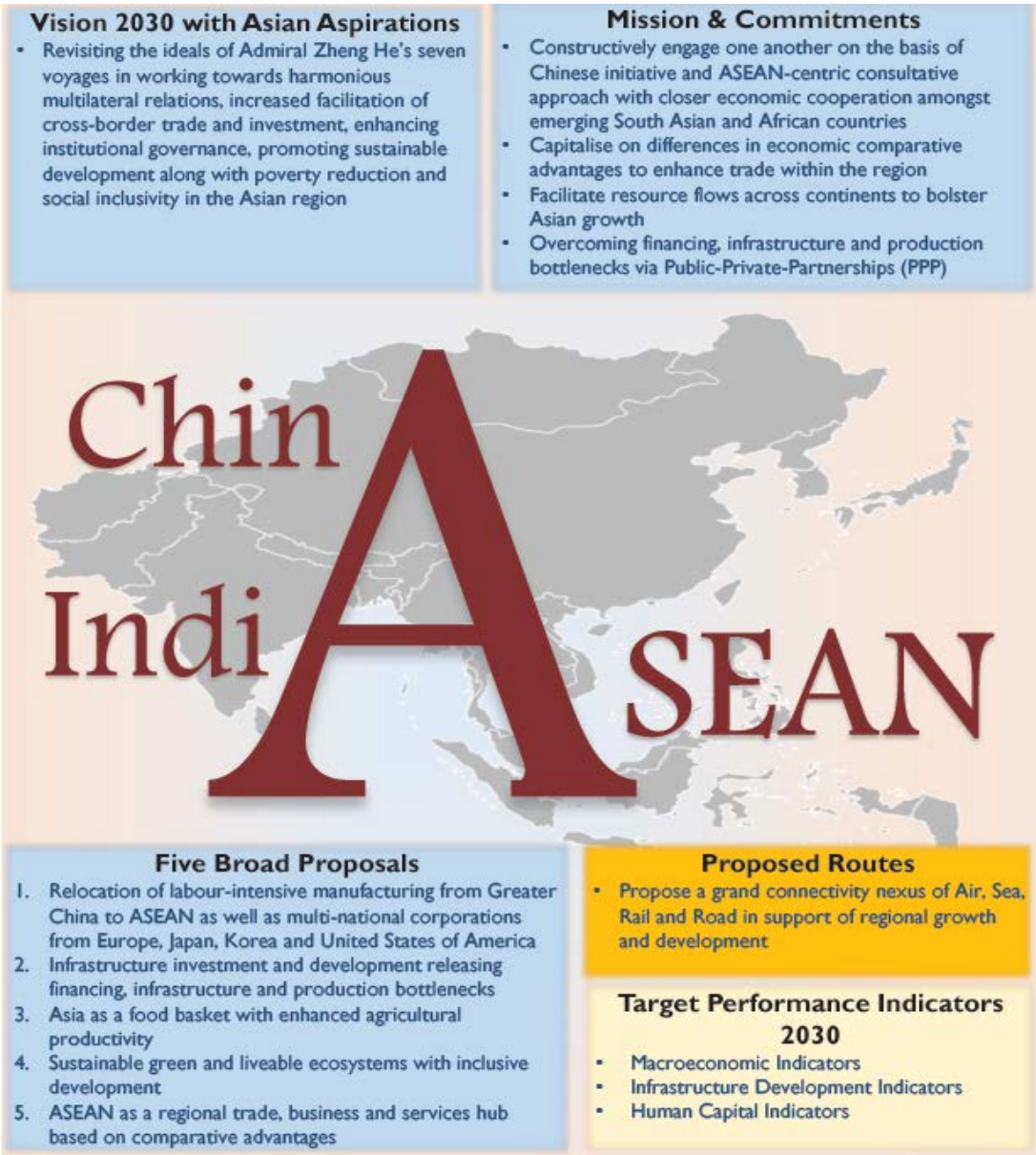


Figure 13: ACI Asia Economic Connectivity Vision (AECV) 2030

Objective

Signs of a shift in the economic centre of gravity from the West towards Asia are increasingly apparent, with 2030 poised as the year for the total GDP of Asia surpassing the West once again after a hiatus of 160 years. ACI's Asia Economic Connectivity Vision 2030 (AECV2030) aims to facilitate wider multi-modal physical and information connectivity across Asia, through the leadership of ASEAN. Taking China's One Belt One Road initiative as inspiration, AECV2030 focuses on a consultative and collaborative approach for exchanges between all stakeholders. With five proposals on manufacturing migration to ASEAN, infrastructure investment in connectivity, enhancing agricultural productivity, promoting sustainable and green urban liveability and having ASEAN as the trade, business and services hub for Asia, AECV2030 is an evidence-based and policy-guided approach to forge actionable recommendations through stakeholder consultation, promoting sustainable development along with poverty reduction and social inclusivity in Asia for the realisation of Asian aspirations.

Scope

The study currently covers economies in Asia, such as China, India, Brunei Darussalam, Cambodia, Indonesia, Laos, Malaysia, Myanmar, Philippines, Singapore, Thailand, Vietnam. This is not an exhaustive list as the study is ongoing.



Methodology

Besides the open and consultative approach employed by AECV2030 to engage stakeholders, ACI will also use geospatial software to simulate potential connectivity routes based upon input by stakeholders, as well as projections for indicators to the year 2030. As for the projection methodology, based upon the different characteristics of the selected indicators, there are three methods used in the projection of target values for 2030. Firstly, GDP is projected by making comparisons to the potential output estimation. Secondly, projection modelling is utilised, using an autoregressive model with GDP as an independent variable. Thirdly, indicators which have the potential to be affected by significant policy changes or possess a lack of data points were handled on a case by case basis. The target values for 2030 will be set either from existing academic studies and literature or by benchmarking. With ACI's in-house projections which factor in existing patterns of regional development and growth, coupled with conservative premises for realisation of the goals in the five proposals of AECV2030, the selected indicators and forecasts in improvement serve two purposes. One is to give tangible and real outcomes for policy-makers to communicate effectively with all stakeholders. Two is such key performance indicators (KPIs) enable tracking and monitoring of progress in implementation of projects to deliver the results. Further cost-benefit analysis may emanate to aid in visualising the gains the region stands to benefit from, as well as to prioritise KPIs if needed. All serves to verify the execution of the phases of economic connectivity development, on time for 2030.

Data

The data used in the study were collected from IMF, ASEAN Secretariat, World Bank data, and ACI AECV2030 Catalogue.

Related Research Output

Title and Details	Front Cover
Books and Reports	
Tan, K.G., Low L., Yoong, S.W.C. and Tan, K.Y., (FY2014), <i>2014 Annual Competitiveness Ranking and Simulation Study for ASEAN-10 and Development Strategies to Enhance Asia Economic Connectivity</i> , Singapore: World Scientific Publishing Co Pte. Ltd.	
ACI Policy Research Papers	
Tan, K.G., Low L., Tan, K.Y. and Tan, E.B.K., <i>Asia Competitiveness Institute Master Plan on Asia Economic Connectivity Vision 2030</i> (Expected in FY2015)	

17. An Empirical Assessment of the Master Plan on ASEAN Connectivity (MPAC)



Objective

On 28 October 2010, the ten ASEAN member states signed the Hanoi Declaration on the Adoption of the Master Plan on ASEAN Connectivity (MPAC), the regional blueprint for improved physical, institutional and people-to-people connectivity. Under this Master Plan, strategies and action plans have been carved out to address infrastructural and regulatory bottlenecks with a view to deepening regional linkages. Commissioned by the World Bank, ACI conducted an empirical analysis on the impacts of MPAC on various economic and connectivity dimensions during the first three years since its official implementation (2011-2013). ACI's work is one of the very few empirical evaluations of ASEAN's regional integration initiatives.

Scope

ACI's empirical assessment of MPAC studied the effects of MPAC on various economic and connectivity variables. Specifically, we examined ASEAN members' real GDP, bilateral exports and economic interdependence through trade. For connectivity, we analysed the trends of air passenger flows and air cargo throughput as indicators for the development of the ASEAN Single Aviation Market which is an important strategy for enhancing regional institutional connectivity.

Methodology

ACI adopted the autoregressive distributed lag (ADL) model with a trend term to analyse the impacts of MPAC on ASEAN member's real GDP, intra-ASEAN air passenger outflows and air cargo throughput. The MPAC dummy was included in the model to denote the period when MPAC started to be implemented.

Gravity model, a work-horse of international trade analysis, was also employed to investigate the impact of MPAC on intra-ASEAN bilateral exports and air passenger flows. Finally, ACI constructed a Structural Vector Autoregressive (SVAR) model to examine the evolution of ASEAN's economic interdependence, as well as dependence on the traditional and emerging growth engines, before and after the implementation of MPAC. Specifically, we linked the GDP growth rates of 8 ASEAN economies, namely Brunei, Cambodia, Indonesia, Malaysia, Philippines, Singapore, Thailand and Vietnam, and 3 control economies – China, India and Organisation for Economic Co-operation and Development (OECD) – and 110 bilateral export share series to generate multiplier effects of a growth shock in one economy on the growth of others in the model.

Data

The data used for the study were collected from the Econometrics Studies Unit (ESU), Singapore Centre for Applied Economics (SCAPE), World Bank, the International Air Transport Association, various plane manufacturers' websites, the Direction of Trade Statistics (DOTS) database, and the OECD database.

Related Research Output

Title and Details	Front Cover
ACI Policy Research Papers	
Tan, K.G., Yap, X.Y., (FY2014), <i>Connecting APEC Economies through Infrastructure, Governance and Social Inclusion</i>	
ACI Technical Working Papers	
Abeyasinghe, T., Tan, K.G., Nguyen, L.P.A and Tandon, A., (FY2014), <i>Trend Analysis of Air Cargo Throughput</i>	
Abeyasinghe, T., Tan, K.G., Nguyen, L.P.A and Tandon, A., (FY2014), <i>Trend Analysis of Air Passenger Flows</i>	
Abeyasinghe, T., Tan, K.G., Nguyen, L.P.A and Tandon, A., (FY2014), <i>Gravity Model for Air Passenger Flows</i>	
Abeyasinghe, T., Tan, K.G., Nguyen, L.P.A and Tandon, A., (FY2014), <i>Gravity Model of Exports</i>	
Tilak, A., Tan, K.G., Nguyen, L.P.A and Tandon, A., (FY2014), <i>Economic Interdependence Among ASEAN-5 Before and After the Implementation of the Master Plan on ASEAN Connectivity (MPAC)</i>	
Tilak, A., Tan, K.G., Nguyen, L.P.A and Tandon, A., (FY2014), <i>Economic Interdependence Among ASEAN-8 Before and After the Implementation of the Master Plan on ASEAN Connectivity (MPAC)</i>	

Recently Completed Projects

18. Major Global Growth Engines Including China, Japan, European Union and the United States of America: Impact on Selected Asian Economies, 1980 – 2020

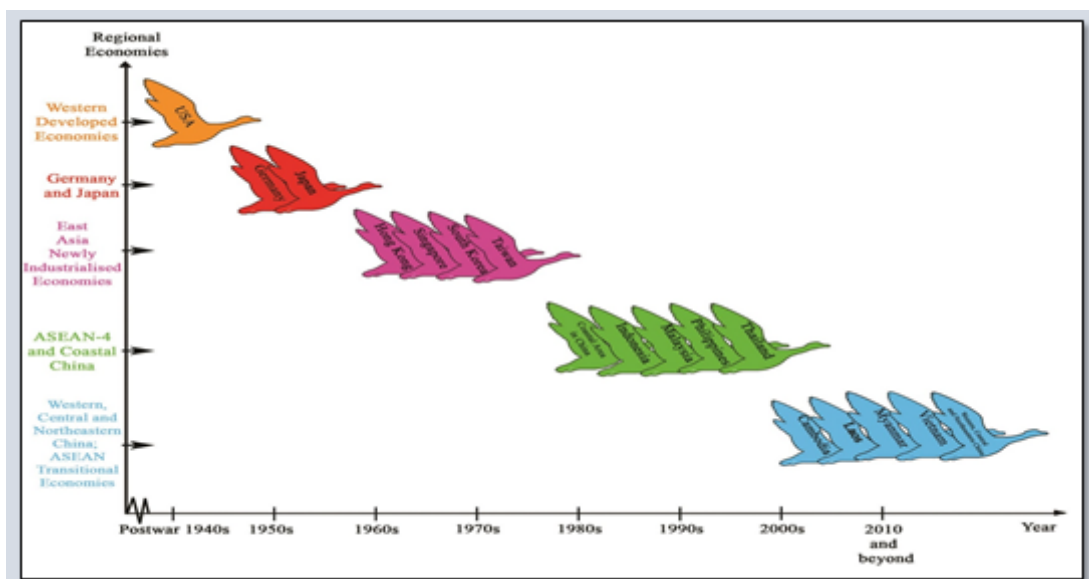


Figure 14: Flying Geese Model – Transfer of comparative advantage from developed to newly industrialised and developing economies, leading to waves of growth

Relative Importance of USA vs. China as an Engine of Growth for ASEAN-5		Relative Importance of China vs. Japan as an Engine of Growth for ASEAN-5		Relative Importance of EU vs. China as an Engine of Growth for ASEAN-5	
Period	Ratio	Period	Ratio	Period	Ratio
1980-89	9.17	1980-89	0.31	1980-89	4.49
1990-99	4.30	1990-99	0.71	1990-99	2.41
2000-10	1.53	2000-10	1.88	2000-10	1.02
2011-20	0.65*	2011-20	4.52*	2011-20	0.51*

Figure 15: ACI's Forecast of Shifts in Global Engines of Growth, 1980-2020

Objective

It is said that when the US sneezes, the Asian countries catch pneumonia. This project is an attempt to quantify the seriousness of this pneumonia and examine the dynamic evolution of ASEAN-5's growth engines over time. Given the context of China and India as significant engines of growth for ASEAN-5 in the past decade, the paper proposes some policy recommendations:

- (1) ASEAN to strategically balance the rising over-dependence on China.
- (2) Management of the US participation in the Asian regional economic grouping.

Scope

We employ a structural vector auto-regression (VAR) model to examine the relative importance of the five engines of growth (US, EU, Japan, China and India) on the ASEAN-5 and other Asian countries as they evolved over the period 1980-2010.


Methodology

We use the structural VAR model developed in Abeysinghe and Forbs (2005) to calculate the estimates in this project. This model simultaneously equates output supply and demand across all countries in the world in order to capture both direct trade linkages as well as indirect multiplier effects through output fluctuations in other nations. [Reference: Abeysinghe, Tilak and Kristin Forbes. “Trade linkages and output-multipliers: A structural VAR approach with a focus on Asia.” *Review of International Economics* 13 (2005)]

Data

The data used in this study were collected from World Bank data sources (world GDP and country GDPs in US dollars at constant prices at annual frequency), and the United Nations’ Direction of Trade statistics (bilateral export data in US dollars), among others.

Related Research Output

Title and Details	Front Cover
Journal Papers	
Tan, K.Y., Tilak, A. and Tan, K.G., (FY2013), <i>Shifting Drivers of Growth: Policy Implications for ASEAN-5</i> , Asian Economic Papers Winter/Spring 2015, Vol. 14, No. 1, pp. 157–173 (USA)	
ACI Technical Working Papers	
Tan, K.Y., Tan, K.G., Abeysinghe, T. and Toh, R., (FY2012), <i>A Structural Vector Auto-regression (VAR) Approach on the Drivers of Growth for the Asian Economies: Analysis and Policy Recommendations</i>	
Tan, K.Y., Tilak, A. and Tan, K.G., (FY2013), <i>Shifting Drivers of Growth: Policy Implications for ASEAN-5</i>	
Editorial-Opinion	
Tan, K.Y., Abeysinghe, T., Tan, K.G. and Toh, R., (FY2011), <i>Casting the net for new growth engines</i> , The Straits Times, 28 December 2011	

19. Global Fiscal Responsibilities and Lessons from Europe for East Asia's Newly Industrialized Economies and ASEAN-10

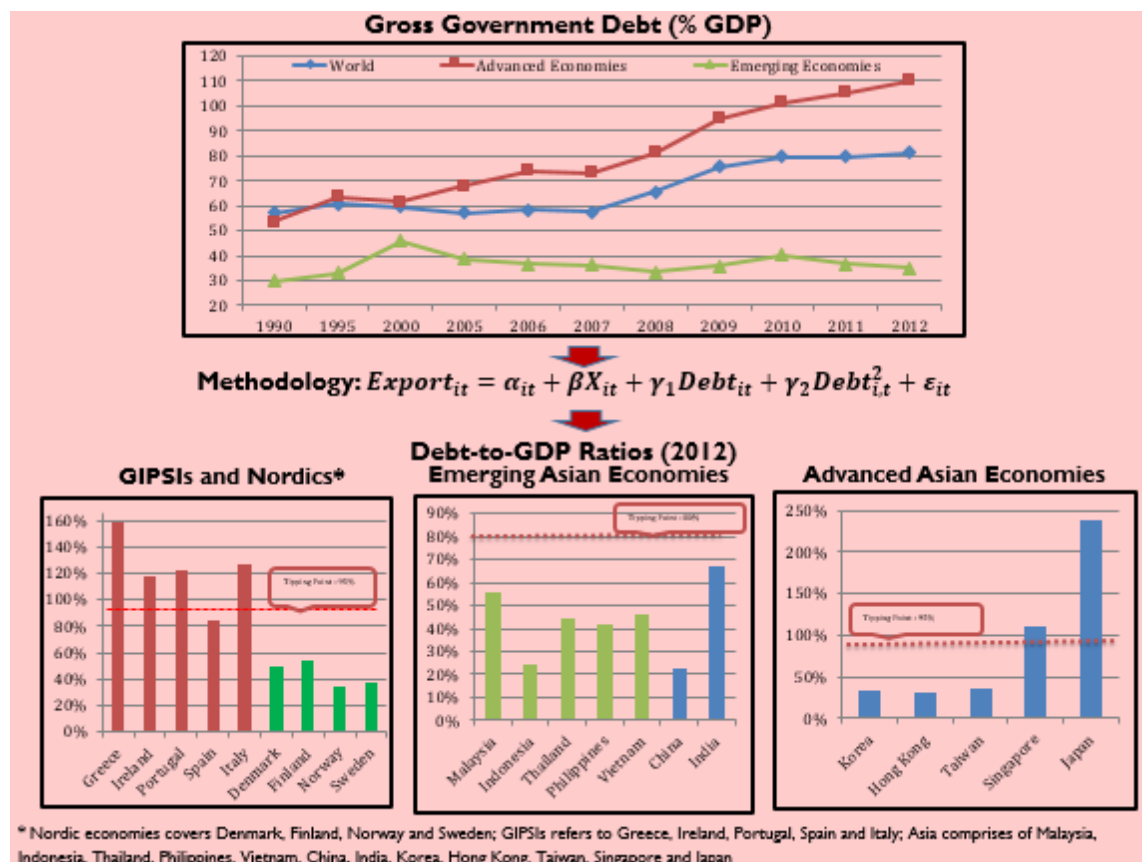


Figure 16: Examining Fiscal Sustainability and Competitiveness of Selected European and Asian Economies

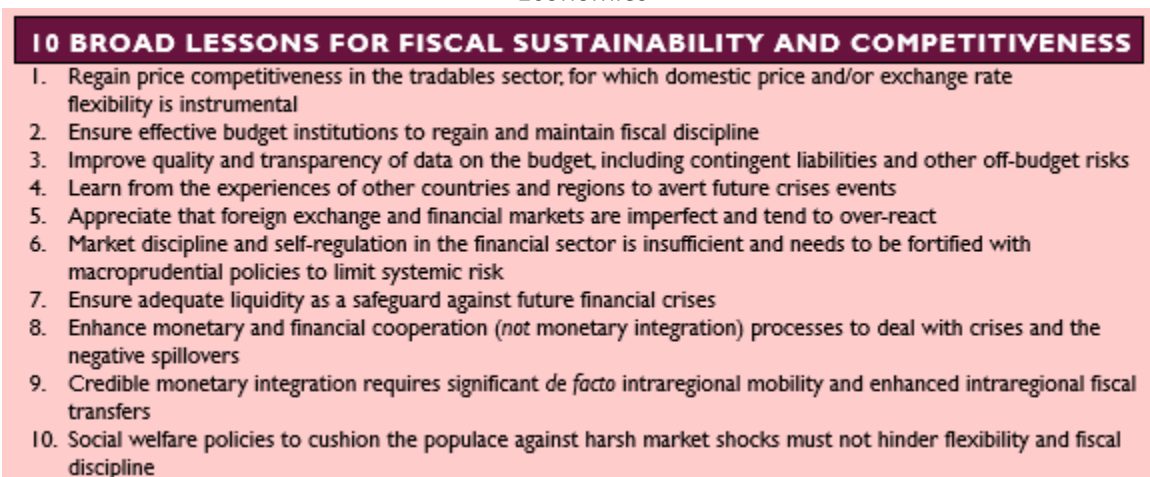


Figure 17: Lessons for Fiscal Sustainability and Competitiveness

Objective

Over the past two decades the fiscal positions of many advanced economies have deteriorated rather precipitously, leading to ever-growing levels of public debt and mounting concerns about debt sustainability. In this project, we examine issues relating to fiscal sustainability, competitiveness, and external balances in a set of European and Asian economies. We find that there is a positive relationship between public debt and export growth when the debt level is below a certain threshold

and vice versa. There is an urgent need for more credible and specific medium-term consolidation plans without derailing economic growth so as to avoid a vicious slow-growth-rising-debt-trap.

Scope

In Europe, we examine two sets of countries – selected Scandinavian countries, including Denmark, Finland, Norway, and Sweden, and the crisis-hit Eurozone economies that include Greece, Ireland, Portugal, Spain, and Italy. In Asia, we focus on Japan, South Korea, Hong Kong, Taiwan, and China as well as India along with a set of Southeast Asian economies, namely, Singapore, the MIT economies (Malaysia, Indonesia, and Thailand) and the Philippines. The empirics based on a panel data set of 59 countries span the sample period from 1980 to 2010.



Methodology


To investigate the nonlinear relation between export growth and debt, a quadratic specification is set up in which the debt-to-GDP ratio is entered in both linear and quadratic terms. We also employ ordinary least squares (OLS) with fixed effects control for unobserved country-specific factors (such as credit history). System-GMM (SGMM) is also used to correct for endogeneity of debt and other control variables.

Data

The data used in this study, such as real GDP figures, were collected from United Nations Conference on Trade and Development Statistics (UNCTADstat). Other data such as real effective exchange rate and export data were collected from WDI.

Related Research Output

Title and Details	Front Cover
Books and Reports	
Rajan, R., Tan, K.G. and Tan, K.Y., (FY2013), <i>Fiscal Sustainability and Competitiveness in Europe and Asia</i> , Palgrave Macmillan	
Journal Papers	
Rajan, R., Tan, K.G. and Tan, K.Y., (FY2014), <i>Fiscal discipline and competitiveness in newly industrialised economies: lessons from the Nordics model</i> , International Journal of Sustainable Economy, Vol. 7, Issue 2, pp.118-139 (UK)	

Title and Details	Front Cover
Rajan, R.S., Tan, K.G. and Tan, K.Y., (FY2014), <i>Fiscal sustainability in selected developing ASEAN economies</i> , Int. J. Public Policy, Vol. 11, Nos. 4/5/6, 2015, pp. 186-203 (UK)	
ACI Policy Research Papers	
Rajan, R.S., (FY2013), <i>Determinants of Debt Thresholds</i>	
Rajan, R.S., (FY2013), <i>An Asian Perspective on the Eurozone Crisis</i>	
Rajan, R., Tan, K.G. and Tan, K.Y., (FY2014), <i>Fiscal discipline and competitiveness in newly industrialised economies: lessons from the Nordics model</i>	
Rajan, R.S., Tan, K.G. and Tan, K.Y., (FY2014), <i>Fiscal sustainability in selected developing ASEAN economies</i>	
ACI Technical Working Papers	
Rajan, R., (FY2013), <i>A Simple Framework to Analyze Monetary Policy and Exchange Rate Options for Small and Open Economies</i>	
Rajan, R., (FY2013), <i>New Benchmarks of Reserve Adequacy</i>	
Rajan, R., (FY2013), <i>Fiscal Sustainability and Impact on Competitiveness: Emphasis On Selected European Countries (Gipsi And Nordics)</i>	
Rajan, R., (FY2013), <i>Case-studies of the GIPSI: Fiscal and Competitiveness Issues and Concerns</i>	
Rajan, R., (FY2013), <i>Case-studies of the Nordics: Crisis, Reform, Recovery and Growth Concerns</i>	
Rajan, R., (FY2013), <i>International Reserves in the Aftermath of Crises: Adequacy and Sustainability</i>	
Rajan, R., (FY2013), <i>Can High Reserves Offset Unsustainable Fundamentals?</i>	
Rajan, R., (FY2013), <i>Impact of Government Spending on Real Exchange Rate Fluctuations</i>	
Rajan, R., (FY2013), <i>Relative Prices, Sectoral Allocation and Government Spending in East Asia</i>	
Rajan, R., (FY2013), <i>Managing Macroeconomic Volatility Using Capital Controls</i>	

20. Value Chain Activities of ASEAN-Japan Creative Industry



Figure 18: ACI Value Chain of ASEAN-Japan Creative Industry

Objective

With the ASEAN Economic Community (AEC) set to be established by the end of 2015, there is an expectation of an accelerated integration of each member country's economy, human resources, investment, products and services within ASEAN as a group. In this context, this project examines the potential effectiveness of "Cool Japan Strategy" by Japan's Ministry of Economy Trade and Industry (METI) to enhance and link Japan's creative industry to private businesses in the markets abroad. The study adopts a narrower focus on fashion, food, and lifestyle industries as comprising the creative industry under the strategy.

Scope

This research examines the population structure, household expenditure pattern and related facts on the lifestyles in ASEAN5 (Indonesia, Malaysia, Philippines, Singapore, and Thailand). It also incorporates summary findings from corporate case studies of the global top companies.

Methodology

Using data on ASEAN5 and corporate case studies, comparative analysis is conducted to assess and examine each of METI's measures to enhance each of the three components of Japan's creative industry. A broader comparative approach is also taken to analyse the "Cool Japan Strategy", by digging deeper into the United Kingdom's "Cool Britannica Initiative", which was adopted to advocate British creative industry to boost annual real GDP growth, which stagnated in the late 1990s.

Data

The data used in this study were collected from ASEAN Basic Indicators, WDI, The World Bank "Global Consumption Database", Department of Statistics of ASEAN5 and Japan, and the Department for Culture, Music and Sports, the United Kingdom.

Related Research Output

Title and Details	Front Cover
ACI Policy Research Papers	
Oba, M. and Tan, K.G., (FY2015), <i>Study of Japan's Creative Industry in ASEAN</i>	

21. Research on Comparative Civil Service Systems of China, Japan and Singapore



Objective

The project examines Singapore's civil service system as a benchmark study for comparison with the Chinese and Japanese civil service. Civil service system in Japan has undergone significant changes and reforms to work more efficiently. We look at how the structure and function of the various governments' bureaucracy as a whole have been reformed and changed over the years that will elucidate the extraordinary civil service phenomenon. Central Government Reform was implemented to merge existing ministries, strengthen the operation of cabinet and achieve more efficient work. However, there are many more changes that need to happen in enhancing flexibility, transparency and diversity in the civil service system.

Scope

While the present research focuses on China, Japan, and Singapore, the background research for country-level comparisons of civil service systems include other Asian countries such as India, South Korea, the Philippines and Thailand, as well as Anglo-American countries such as Australia, New Zealand, Canada, the United States, and the United Kingdom.

Methodology

Before the comparative study of civil service systems of China, Japan and Singapore can be made, it is imperative to develop a common language, concept and framework. Then the common comparative framework can be applied to describe each civil service system with empirical indicators and analyses three civil service systems in comparative perspective. It is also informative to compare the reform processes of three national civil service systems with contemporary international civil service systems. The seven categories of civil service systems analysed are 1) historical development, 2) internal labour markets, 3) representativeness, 4) politicisation, 5) public opinion, 6) reform and diffusion, and 7) configurations (including Heady's configuration and Morgan's configuration).


Data

The data on Japan's civil service were collected from National Personnel Authority, Japan, and data for the various national governments were collected from OECD reports.

Related Research Output

Title and Details	Front Cover
ACI Policy Research Papers	
Leu, M., (FY2013), <i>The Japanese Civil Service System and Reform</i>	
Gu, Q., (FY2013), 《中国公务员制度》	
Lu, H., (FY2013), 《新加坡的公共服务体系》	

22. Intellectual Property Rights, Innovation and Competitiveness for Selected Economies



Objective

That the level of technological innovation (of which intellectual property, or IP, is part) significantly contributes to economic performance is a widely established fact in both economic literature and the empirical evidence. The basis for a nation's IP creation is in its capacity for innovation and how its national innovation system (NIS) encourages or inhibits activities which lead to the creation of IP assets. The study notes that patent count is the ubiquitous measure of IP creation in all major international reports. However, while this is an adequate proxy for the purposes of index construction, it can only inform so much about IP performance of an economy. The report proposes a set of detailed patent indicators which move beyond simple patent counts to reveal the multi-dimensional characteristics of patents data. These indicators provide a more holistic and comprehensive assessment of the IP performance of nations.

Scope

To understand the patterns of IP creation capability development in Asia, we have constructed the indicators using data for five selected Asian economies: Singapore, India, China, South Korea and Taiwan. These are benchmarked against five European economies – Denmark, Finland, Ireland, Israel and Switzerland - to add further insights into the strengths and weaknesses of IP creation in Asia.

Methodology

Comparisons of the 5 individual Asian economies are made with the basket of 5 European economies. For each indicator in each economy, a lead or gap to the European benchmark is established. The lead/gap measure is a relative score, following the methodology adopted by the European Union Innovation Union Scorecard 2011.

Data

The data used in this study were collected from IMD's World Competitiveness Online database; National Science Board; OECD Main Science and Technology Indicators

Related Research Output

Title and Details	Front Cover
ACI Policy Research Papers	
Wong, P.K., Yu, G., HO, Y.P and Singh, A., (FY2013), <i>Intellectual Property Creation Capability Development & Competitiveness of Selected Asian Economies</i>	

23. Studies on Income Disparity for 15 Selected Asian Economies



Objective

This study examines the impact of globalization, government redistribution policy and other institutional factors on several measures of inequality, viz., the Gini coefficient, skills wage inequality, top decile and top percentile income inequality, and gender wage inequality. Regression results of cross-country panel data analysis reveal that factors that affect income inequality and the extent of their impact may differ according to the measure of inequality. In general, higher skills demand has a significant effect in widening the income divide but these forces are often mitigated by appropriate policy measures such as social spending and unionisation. Income inequality is not necessarily alleviated by the presence of minimum wage legislation but by the appropriate minimum-to-mean wage ratio.

Scope

The study investigates the changes in income inequality across a panel of 17 developing and developed economies over the past three decades.

Methodology

This project uses a panel of developed and developing countries and is unique in that it examines the impact of skills labour demand, globalization and government policy over the past three decades on several measures of income inequality, viz., Gini coefficient, skills wage disparity, D9/D1 income disparity, P99/P90 income disparity and relative gender wage. The challenge of cross-country studies of this nature is that they are typically plagued by problems of poor reliability, lack of coverage and inconsistent methodology. At the outset of the study, attempts are made to improve the level of comparability and reliability by ensuring as consistent a basis as possible for each inequality measure.

Data

The data used in this study were collected from various national statistics bureaus, WDI, OECD statistics, ILO, Eurostat, IMF World Economic Outlook Database Oct 2012, among others.

Related Research Output

Title and Details	Front Cover
ACI Policy Research Papers	
Hui, W.T. and Toh, R., (FY2013), <i>Globalisation and Income Inequality: Comparative Analysis of Selected Countries</i>	

24. Abu Dhabi Real Estate Industry as a Promising Destination for Capital Return, Sector Performance, Crisis Prevention and Future

Objective

The project studies the real estate sector within the construction industry of Abu Dhabi with the purpose of sectoral crisis prevention. Other purposes include exploring performance optimisation and capital return maximisation. All are followed by step-by-step recommendations. The strategic role of the real estate sector in the overall economy, as well as liveability of Abu Dhabi is clear, but what is missing is a comprehensive mechanism for monitoring and surveillance. A profound understanding of the real estate sector within the construction industry to achieve Vision 2030 for Abu Dhabi needs specific attention paid to development trends, regulation and availability of information and statistics to policy-makers.

Scope

In Memorandum of Understanding (MOU) signed in July 2013 between ACI and the Abu Dhabi Centre for Economic Research (ADCERP), Department of Economic Development (DED), Government of Abu Dhabi, United Arab Emirates, three other papers were completed on:

- (i) “Competition Policy and Consumer Protection in the Emirate of Abu Dhabi”
- (ii) “Productivity Study with a Focus on the Small and Medium-sized Enterprises”
- (iii) “Towards Diversified Sustainable Growth: A Focus on the Promising Sectors in Abu Dhabi’s Economy”

Methodology

Based on the multi-dimensional nature of the real estate sector in Abu Dhabi, key performance indicators (KPIs) are proposed along with their benchmarks. Such statistics and information are as crucial for surveillance in early warning signs to avert bubbles as part and parcel of boom-bust cycles of real estate sector. In this paper, efforts are made to explore the effects of regional and global inflow of capital and people as part of demand and supply in such cycles. The strong correlation between the financial market and the real estate market is demonstrated, and best practices of cooling measures are provided. Finally, from the conclusion and empirical research, three specific step-by-step policy recommendations are for the role of Department of Economic Development (DED) to ensure sustainable long-term demand and supply of the real estate sector for Abu Dhabi Vision 2030.

Data

Data for the study were obtained through Abu Dhabi Centre for Economic Research (ADCERP), Department of Economic Development, Government of Abu Dhabi, United Arab Emirates.

Related Research Output

Title and Details	Front Cover
ACI Policy Research Papers	
Tan, K.G., Low, L., and Kaur, S., (FY2014), <i>Productivity study with a focus on the small and medium-sized enterprises</i>	
Tan, K.G., Low, L., and Kaur, S., (FY2014), <i>Abu Dhabi Vision 2013 as Diversified, Sustainable Economy Growth and Development</i>	
Tan, K.G., Low, L., and Liu, K., (FY2014), <i>Competition policy and consumer protection in the Emirate of Abu Dhabi</i>	
Tan, K.G., Low, L., and Liu, K., (FY2014), <i>Abu Dhabi real estate industry as a promising destination for capital return, sector performance, crisis prevention, and future</i>	

Staff of Asia Competitiveness Institute



Tree Planting Ceremony by Mr George Yeo on 29 April 2016



Summary of Asia Competitiveness Institute (ACI)'s Key Performance Indicators (KPIs) and Achievements: FY2013-FY2015

		FY2013 [#]		FY2014 [#]		FY2015 [#]	
	ACI's Outputs	KPI Targets	Achieved	KPI Targets	Achieved	KPI Targets	Achieved
A.	Books and Reports	4	5	5	6	6	7*
B.	Journal Papers	2	7	2	6	3	11**
C.	ACI Policy Research Papers	7	12	8	8	10	10
D.	ACI Technical Working Papers	10	13	10	11	12	13
Voluntary KPI Contributions							
E.	Policy Briefs	--	--	--	--	--	6
F.	Editorial-Opinions	--	3	--	2	--	8
G.	Technical Data Description Notes	--	4	--	6	--	7
H.	Conference Proceedings	--	6	--	7	--	5
I.	Research Mission Reports	--	--	--	--	--	2

Notes:

(a) [#] : Fiscal year refers to 1 April of the year to 31 March of the following year. For example, FY2015 means 1 April 2015 to 31 March 2016.

(b) * : The final versions of the books were submitted to the publishers by March 31, 2016.

(c) ** : As of 31 March 2016, 11 journal papers have been completed and accepted for publication by internationally refereed journals.

Achievements for FY2012

A. Books and Reports				
No	Title	Publisher	Month/Year	Authors
1	Ranking the Liveability of the World's Major Cities: The Global Liveable Cities Index	World Scientific Publishing	April 2012	TAN Khee Giap TAN, WOO Wing Thye, TAN Kong Yam, Linda LOW & Grace AW
	(Chinese version) 《全球主要城市宜居性排名：全球宜居城市指数》	World Scientific Publishing	November 2013	陈企业、胡永泰、 陈光炎、刘琳 达、欧怡伶 [著] 万静、曾婷 [译]

C. ACI Policy Research Papers				
No	Title	Publisher (If Applicable)	Month/Year	Authors
1	"Enhancing Vietnam's Economic Competitiveness: Issues and Recommendations 2010"		April 2012	VU Minh Khuong
2	"Timor-Leste: From Aid to Trade"		April 2012	TAN Kong Yam, TAN Khee Giap & Ruby TOH
3	"Indonesia: Restoring Competitiveness and the Momentum of Industrialization"		July 2012	TAN Kong Yam, Linda LOW & TAN Khee Giap
4	"Improving Efficiency and Effectiveness of Public Administration, Management and Governance: What can Vietnam learn from international experience?"	United Nations Development Programme	April 2012	Eduardo ARARAL, NGUYEN Ngoc Anh & VU Minh Khuong

D. ACI Technical Working Papers				
No	Title	Publisher (If Applicable)	Month/Year	Authors
1	A Structural Vector Auto-regression (VAR) Approach on the Drivers of Growth for the Asian Economies: Analysis and Policy Recommendations		April 2012	TAN Kong Yam, TAN Khee Giap, Tilak ABEYSINGHE & Ruby TOH
2	ASEAN Countries and Emerging Trade Patterns: China's Effects, Structural Change, and Policy Implications		July 2012	VU Minh Khuong

F. Editorial-Opinions				
No	Title	Publisher	Date of Publication	Authors
1	a) More productive economy still needed b) 《全球化、国际竞争和包容性增长的现实》	a) The Straits Times b) Lianhe Zaobao	3 June 2012 15 June 2012	a) TAN Khee Giap & TAN Kong Yam b) 陈企业、陈光炎
2	"Indonesia's Competitiveness lies in performance of provinces"	The Jakarta Post	5 March 2013	TAN Khee Giap & Mulya AMRI

G. Technical Data Description Notes				
No	Title	Publisher (If Applicable)	Month/Year	Authors
1	Database on ASEAN-10 Economies, 2000-2010		July 2012	TAN Khee Giap, Tracy CAI, Vicky LEE, Amanda LIM, Linda LOW, Ruby TOH, VU Minh Khuong, WONG Meng Khin, YAP Xin Yi, Estelle YIP, Sangiita YOONG & YUAN Randong
2	Database on 34 Greater China Economies, 2000-2010		July 2012	TAN Khee Giap, Tracy CAI, Vicky LEE, Amanda LIM, Linda LOW, Ruby TOH, WONG Meng Khin, YAP Xin Yi, Estelle YIP, Sangiita YOONG & YUAN Randong
3	Database on 33 Indonesian Provinces, 2010		July 2012	TAN Khee Giap, Mulya AMRI, Jorrie ANDREAN, Diah Retno BAYUMURTHI, Tracy CAI, Vicky LEE, Amanda LIM, Linda LOW, Nurina MERDIKAWATI, MUHAMMAD Farid, Rully PRASSETYA, VU Minh Khuong, WONG Meng Khin, YAP Xin Yi, Estelle YIP, Sangiita YOONG, YUAN Randong & Sukmawah YUNINGSIH
4	Database on 35 States and Federal Territories of India, 2000-2010		July 2012	ACI Technical Team
5	Database on Global Liveable Cities		July 2012	ACI Technical
6	Database on Cost of Living, Wages and Purchasing Power for World's Major Cities		July 2012	ACI Technical Team

H. Conference Proceedings			
No	Title	Month/Year	Related Seminar/ Conference
1	《克服障碍，改善民生：中国下阶段经济改革挑战研讨会论文集》 edited by 吴毓均、陈光炎、陈抗、陈企业	February 2013	24 August 2012 at Orchard Hotel Singapore "Conference on Overcoming Obstacles"
2	Conference Summary for 2012 Annual ACI Conference on "Development Strategies for Indonesia as an Emerging Middle Power, Competitiveness Ranking and Simulation Studies on 100 Asian Economies"	December 2012	30-31 July 2012 at Orchard Hotel Singapore 2012 Annual ACI Conference

Achievements for FY2013

A. Books and Reports				
No	Title	Publisher	Month/Year	Authors
1	"Competitiveness Analysis and Development Strategies for 33 Indonesian Provinces"	World Scientific Publishing	April 2013	TAN Khee Giap, Mulya AMRI, Linda LOW & TAN Kong Yam
	(Bahasa version) "Analisis Daya Saing dan Strategi Pembangunan untuk 33 Provinsi Indonesia"	World Scientific Publishing	April 2013	TAN Khee Giap, Mulya AMRI, Linda LOW & TAN Kong Yam
2	"Annual Analysis of Competitiveness, Development Strategies and Public Policies on ASEAN-10: 2000-2010"	Pearson Education South Asia Pte Ltd	April 2013	TAN Khee Giap, Linda LOW, TAN Kong Yam & LIM Lijuan Amanda
3	"Annual Analysis of Competitiveness, Simulation Studies and Development Perspective for 34 Greater China Economies: 2000-2010"	World Scientific Publishing	August 2013	TAN Khee Giap, YUAN Randong, Sangiita YOONG Wei Cher & YANG Mu
	(Chinese version) 《大中华经济圈34个经济体竞争力分析，发展战略及公共政策：2000-2010》	World Scientific Publishing	August 2013	陈企业、袁冉东、熊蔚慈、杨沐
4	"Annual Analysis of Competitiveness, Simulation Studies and Development Perspective for 35 States and Federal Territories of India: 2000-2010"	World Scientific Publishing	September 2013	TAN Khee Giap, Linda LOW, RAO Vittal Kartik & TAN Kong Yam
5	"Fiscal Sustainability and Competitiveness in Europe and Asia"	Palgrave Macmillan	December 2013	RAJAN Ramkishan, TAN Kong Yam & TAN Khee Giap
B. Journal Papers				
No	Title	Publisher	Month/Year	Authors
1	"Subnational Competitiveness and National Performance: Analysis and Simulation for Indonesia"	Journal of Centrum Cathedra JCC The Business and Economics Research Journal (JCC) (Vol. 6, No. 2, pp. 173-192, 2013) (PERU)	April 2013	TAN Khee Giap & Mulya AMRI
2	"Assessing Competitiveness of ASEAN-10 Economies"	International Journal of Economics and Business Research (Vol. 8, No. 4, 2014, pg377-398) (UK)	November 2013	TAN Khee Giap & TAN Kong Yam
3	"A New Approach to Measuring the Liveability of Cities: The Global Liveable Cities Index (GLCI)"	World Review of Science, Technology and Sustainable Development (Vol. 11, No. 2, 2014, pp176-196) (UK)	March 2014	TAN Khee Giap, WOO Wing Thy & Grace AW
4	"A New Instrument to Promote Knowledge-led Growth: The Global Liveable Cities Index"	International Journal of Business Competition and Growth (Vol.3, No.3, pp.174-188, 2014) (UK)	September 2013	TAN Khee Giap, WOO Wing Thy & TAN Boon Seng

5	"Sub-National Competitiveness Analysis and Simulation Studies for 35 States and Union Territories of India"	International Journal of Indian Culture and Business Management (Vol. 10, No. 4, pp. 476 - 493,	February 2014	TAN Khee Giap & RAO Vittal Kartik
6	"Assessing Competitiveness and Development Strategies in 34 Greater China Economies"	International Journal of Chinese Culture and Business Management (Vol. 3, No. 4, 2015), pp. 323-350) (UK)	March 2014	TAN Khee Giap, Sangitta YOONG Wei Cher & YUAN Randong
7	"Shifting Drivers of Growth: Policy Implications for ASEAN-5"	Asian Economic Papers, MIT Press (Winter/Spring 2015, Vol. 14, No. 1, pp. 157-173) (USA)	January 2014	TAN Kong Yam, Tilak ABEYSINGHE & TAN Khee Giap

C. ACI Policy Research Papers

No	Title	Publisher (If Applicable)	Month/Year	Authors
1	"Determinants of Debt Thresholds"		May 2013	RAJAN Ramkishan
2	"An Asian Perspective on the Eurozone Crisis"		May 2013	RAJAN Ramkishan
3	《中国公务员制度》		November 2013	GU Qingyang
4	《新加坡的公共服务体系》		November 2013	LU Hui
5	"The Japanese Civil Service System and Reform"		December 2013	Mike LEU
6	Globalization and Income Inequality: Comparative Analysis of Selected Countries		August 2013	HUI Weng Tat & Ruby TOH
7	"Intellectual Property Creation Capability Development & Competitiveness of Selected Asian Economies"		October 2013	WONG Poh Kam, Geoffrey YU, HO Yuen Ping & Annette SINGH
8	"Annual Indices for Average Residents and Expatriates on Cost of Living for World's Major 109 Cities: 2005-2012"		March 2014	TAN Khee Giap, TAN Kong Yam & Grace AW
9	"Subnational Competitiveness and National Performance: Analysis and Simulation for Indonesia"	Published as a journal article in "Journal of Centrum Cathedra JCC The Business and Economics Research Journal"	April 2013	TAN Khee Giap & Mulya AMRI
10	"Assessing Competitiveness of ASEAN-10 Economies"	Published in "International Journal of Economics and Business Research"	September 2013	TAN Khee Giap & TAN Kong Yam
11	"Sub-National Competitiveness Analysis and Simulation Studies for 35 States and Union Territories of India"	Published as a journal article in "International Journal of Indian Culture and Business"	December 2013	TAN Khee Giap & RAO Vittal Kartik
12	"Assessing Competitiveness and Development Strategies in 34 Greater China Economies"	Published as a journal article in "International Journal of Chinese Culture and Business"	December 2013	TAN Khee Giap, Sangitta YOONG Wei Cher & YUAN Randong

D. ACI Technical Working Papers

No	Title	Publisher (If Applicable)	Month/Year	Authors
1	Case-studies of the GIPSI: Fiscal and Competitiveness Issues and Concerns		April 2013	Ramkishan S. RAJAN

2	Case-studies of the Nordics: Crisis, Reform, Recovery and Growth Concerns		April 2013	Ramkishen S. RAJAN
3	International Reserves in the Aftermath of Crises: Adequacy and Sustainability		April 2013	Ramkishen S. RAJAN
4	Can High Reserves Offset Unsustainable Fundamentals?		April 2013	Ramkishen S. RAJAN
5	A Simple Framework to Analyze Monetary Policy and Exchange Rate Options for Small and Open Economics		April 2013	Ramkishen S. RAJAN
6	New Benchmarks of Reserve Adequacy		April 2013	Ramkishen S. RAJAN
7	Fiscal Sustainability and Impact on Competitiveness: Emphasis On Selected European Countries (Gipsi And Nordics)		April 2013	Ramkishen S. RAJAN
8	Impact of Government Spending on Real Exchange Rate Fluctuations		April 2013	Ramkishen S. RAJAN
9	Relative Prices, Sectoral Allocation and Government Spending in East Asia		April 2013	Ramkishen S. RAJAN
10	Managing Macroeconomic Volatility Using Capital Controls		April 2013	Ramkishen S. RAJAN
11	"A New Approach to Measuring the Liveability of Cities: The Global Liveable Cities Index (GLCI)"	Published as a journal article in "World Review of Science, Technology and Sustainable Development"	September 2013	TAN Khee Giap, WOO Wing Thy & Grace AW
12	"A New Instrument to Promote Knowledge-led Growth: The Global Liveable Cities Index"	Published as a journal article in "International Journal of Business Competition and Growth"	July 2013	TAN Khee Giap, WOO Wing Thy & TAN Boon Seng
13	"Shifting Drivers of Growth: Policy Implications for ASEAN-5"	Published as a journal article in "Asian Economic Papers"	September 2013	TAN Kong Yam, Tilak ABEYSINGHE & TAN Khee Giap

G. Technical Data Description Notes

No	Title	Publisher (If Applicable)	Month/Year	Authors
1	Database on ASEAN-10 Economies, 2000-2011		November 2013	ACI Technical Team
2	Database on 34 Greater China Economies, 2000-2011		November 2013	ACI Technical Team
3	Database on 33 Indonesian Provinces, 2010-2011		November 2013	ACI Technical Team
4	Database on 35 States and Federal Territories of India, 2000-2011		November 2013	ACI Technical Team

H. Conference Proceedings

No	Title	Month/Year	Related Seminar/ Conference
1	《中国和缅甸，越南，暨俄罗斯边境贸易活动研讨会论文集》 Border Trade Models amongst Myanmar, China, Vietnam, Thailand and Russia	January 2014	25 April 2013 at Lee Kuan Yew School of Public Policy, National University of Singapore "ACI Seminar on "Cross-Border Trade

2	Summary for 2013 ACI Review Seminar on "Competitiveness Ranking and Policy Recommendations for 33 Indonesian Provinces"	November 2013	7 January 2013 at Lee Kuan Yew School of Public Policy, National University of Singapore
3	Summary for 2013 ACI Review Seminar on "Competitiveness Ranking, Simulation Analysis and Development Strategies for ASEAN-10"	November 2013	5 April 2013 at Lee Kuan Yew School of Public Policy, National University of Singapore
4	Summary for 2013 ACI Review Seminar on "Competitiveness Ranking, Simulation Analysis and Development Strategies for 34 Greater China Economies"	November 2013	10 June 2013 at Lee Kuan Yew School of Public Policy, National University of Singapore ACI Review Seminar on 34 Greater China Economies
5	Summary for 2013 ACI Review Seminar on "Competitiveness Ranking, Simulation Analysis and Development Strategies for 35 States and Federal Territories of India"	November 2013	23 August 2013 at Lee Kuan Yew School of Public Policy, National University of Singapore ACI Review Seminar on 35 States and
6	Conference Summary for 2013 Annual ACI Conference on "Competitiveness Analysis of 111 Asian Economies, Cost of Living Index for 109 Cities and Productivity Drive for Small & Medium-sized Enterprises (SMEs)"	January 2014	26-27 November 2013 at Swissotel the Stamford, Singapore 2013 Annual ACI Conference

Achievements for FY2014

A. Books and Reports				
No	Title	Publisher	Month/Year	Authors
1	"2014 Regional Competitiveness Analysis and a Master Plan on Regional Development Strategies for India Annual Competitiveness Update and Evidence on Economic Development Model for Selected States of India"	World Scientific Publishing	January 2015	TAN Khee Giap, Linda LOW, RAO Vittal Kartik & TAN Kong Yam
2	"Journal of International Commerce, Economics and Policy: Special Issue on 'Foreign Direct Investment, Productivity Spillovers and Small and Medium Enterprises'"	World Scientific Publishing	June 2014	Guest Editors: TAN Kong Yam & TAN Khee Giap
	"Foreign Direct Investment and Small and Medium Enterprises: Productivity and Access to Finance"	World Scientific Publishing	June 2014	TAN Kong Yam & TAN Khee Giap
3	"2014 Annual Competitiveness Ranking and Simulation Study for ASEAN-10 and Development Strategies to Enhance Asia Economic Connectivity"	World Scientific Publishing	March 2015 & September 2015	TAN Khee Giap, Sangiita YOONG Wei Cher, Sasidaran GOPALAN & NGUYEN Le Phuong Anh
4	"2014 Annual Provincial and Regional Competitiveness Analysis for Greater China Economies: Development Strategies under the New Normal"	World Scientific Publishing	March 2015	Tan Khee Giap, YUAN Randong & Sangiita YOONG Wei Cher
	(Chinese version) 《2014大中华经济圈省域与区域竞争力分析年度更新：新常态的发展战略展望》	World Scientific Publishing	Expected in FY2015	陈企业、袁冉东、 熊蔚慈
5	"2014 Provincial and Inaugural Regional Competitiveness Analysis: Safeguarding Indonesia's Growth Momentum"	World Scientific Publishing	December 2014	TAN Khee Giap, Nurina MERDIKAWATI, Mulya AMRI & TAN Kong Yam
	(Bahasa version) "Analisis Daya Saing Provinsi dan Wilayah: Menjaga Momentum Pertumbuhan Indonesia (Edisi 2014)"	World Scientific Publishing	September 2015	TAN Khee Giap, Nurina MERDIKAWATI, Mulya AMRI & TAN Kong Yam
6	"2014 Annual Competitiveness Analysis and Development Strategies for Indonesian Provinces"	World Scientific Publishing	January 2015	TAN Khee Giap, Nurina MERDIKAWATI, Mulya AMRI & Blake Harley BERGER
B. Journal Papers				
No	Title	Publisher	Month/Year	Authors
1	"Promoting SMEs and Enhancing Labor Productivity in Singapore: A Policy Analysis"	Journal of International Commerce, Economics and Policy (Vol. 5, No. 3 (2014), 1440012, 12 pages) (SINGAPORE)	June 2014	TAN Khee Giap & TAN Yan Yi
2	"Foreign Direct Investment (FDI), Productivity Spillovers and the Role of Small and Medium Enterprises (SMEs) Financing: An Overview"	Journal of International Commerce, Economics and Policy (Vol. 5, No. 3 (2014), 1403002, 5 pages) (SINGAPORE)	June 2014	TAN Khee Giap & TAN Kong Yam
3	"Fiscal discipline and competitiveness in newly industrialised economies: lessons from the Nordics model"	International Journal of Sustainable Economy (Vol. 7, No. 2, 2015, 22 pages) (UK)	September 2014	Ramkishen S. RAJAN, TAN Khee Giap & TAN Kong Yam

4	Comments on Song (2014), "Location Proximity and Productivity Spillover: The Case of Korean Manufacturing Plants"	Asian Economic Papers, MIT Press, Winter/Spring 2015, Vol. 14, No. 1, pp. 104-118 (USA)	September 2014	TAN Khee Giap
5	"Fiscal Sustainability in Selected Developing ASEAN Economies"	International Journal of Public Policy (Vol. 11, Nos. 4/5/6, 2015, pp. 186-203) (UK)	November 2014	Ramkishen S. RAJAN, TAN Khee Giap & TAN Kong Yam
6	"How Productive is the Agricultural Sector Across Indian States?"	International Journal of Development Issues (Vol. 14, No. 3, pp.231 - 248) (UK)	March 2015	TAN Khee Giap, Kartik RAO & Ramkishen S. RAJAN

C. ACI Policy Research Papers

No	Title	Publisher (If Applicable)	Month/Year	Authors
1	"Singapore's Economic Development, 1965-2020: Review, Reflection and Perspective"	"The Commentary" (vol. 24, 2015) published by The National University of Singapore Society in June 2015	January 2015	TAN Khee Giap, Evan TAN Beng Kai & Vincent KWAN Wen Seng
	(Chinese version) 《新加坡经济发展，1965年至2020年：回顾、反思与展望》	《新加坡华人通史》 to be published by Singapore Federation of Chinese Clan Association in November 2015	January 2015	TAN Khee Giap, George QUEK & LIU Dantong
2	"Asia Competitiveness Institute Master Plan on Asia Economic Connectivity Vision 2030"		February 2015	
3	"Promoting SMEs and Enhancing Labor Productivity in Singapore: A Policy Analysis"	Published as a journal article in "Journal of International Commerce, Economics and Policy"	April 2014	Khee Giap TAN & Yan Yi TAN
4	"Foreign Direct Investment (FDI), Productivity Spillovers and the Role of Small and Medium Enterprises (SMEs) Financing: An Overview"	Published as a journal article in "Journal of International Commerce, Economics and Policy"	April 2014	Khee Giap TAN & Kong Yam TAN
5	"Fiscal discipline and competitiveness in newly industrialised economies: lessons from the Nordics model"	Published as a journal article in "International Journal of Sustainable Economy"	May 2014	RAJAN Ramkishen, TAN Khee Giap & TAN Kong Yam
6	Comments on Song (2014), "Location Proximity and Productivity Spillover: The Case of Korean Manufacturing Plants"	Published as a journal article in "Asian Economic Papers, MIT Press"	September 2014	TAN Khee Giap
7	"Connecting APEC Economies through Infrastructure, Governance and Social Inclusion"	"New Directions in Asia-Pacific Economic Integration" published by East-West Centre, Hawaii, USA, in November 2014	May 2014	TAN Khee Giap & YAP Xin Yi
8	"Fiscal Sustainability in Selected Developing ASEAN Economies"	Published as a journal article in "International Journal of Public Policy"	November 2014	RAJAN Ramkishen, TAN Khee Giap & TAN Kong Yam

D. ACI Technical Working Papers

No	Title	Publisher (If Applicable)	Month/Year	Authors
1	"How Productive is the Agricultural Sector in ASEAN?"		January 2015	TAN Khee Giap, SUO Haoran & Ramkishen S. RAJAN

2	"Estimating Provincial Agricultural Total Factor Productivity in Mainland China"	Forthcoming journal article in "International Journal of Business Performance Management"	January 2015	TAN Khee Giap, SUO Haoran & Ramkishen S. RAJAN
3	"Agricultural Productivity in Indonesian Provinces"		December 2014	TAN Khee Giap, Nurina MERDIKWATI & Ramkishen S. RAJAN
4	"How Productive is the Agricultural Across Indian States?"	Published as a journal article in "International Journal of Development Issues"	December 2014	TAN Khee Giap, Kartik RAO & Ramkishen S. RAJAN
5	"Gravity Model for Air Passenger Flows"		February 2015	Tilak ABEYSINGHE, TAN Khee Giap, NGUYEN Le Phuong Anh & Anuja TANDON
6	"Gravity Model of Exports"		February 2015	Tilak ABEYSINGHE, TAN Khee Giap, NGUYEN Le Phuong Anh & Anuja TANDON
7	"Economic Interdependence Among ASEAN-8 Before and After the Implementation of the Master Plan on ASEAN Connectivity (MPAC)"		February 2015	Tilak ABEYSINGHE, TAN Khee Giap, NGUYEN Le Phuong Anh & Anuja TANDON
8	"Economic Interdependence Among ASEAN-5 Before and After the Implementation of the Master Plan on ASEAN Connectivity (MPAC)"		February 2015	Tilak ABEYSINGHE, TAN Khee Giap, NGUYEN Le Phuong Anh & Anuja TANDON
9	"Trend Analysis of Air Cargo Throughput"		February 2015	Tilak ABEYSINGHE, TAN Khee Giap, NGUYEN Le Phuong Anh & Anuja TANDON
10	"Trend Analysis of Air Passenger Flows"		February 2015	Tilak ABEYSINGHE, TAN Khee Giap, NGUYEN Le Phuong Anh & Anuja TANDON
11	"Trend Analysis of Quarterly Real GDP for ASEAN-10"		February 2015	Tilak ABEYSINGHE, TAN Khee Giap, NGUYEN Le Phuong Anh & Anuja TANDON

F. Editorial-Opinions

No	Title	Publisher	Date of Publication	Authors
1	"Growth in a decade of shocks"	The Straits Times	12 Aug 2014	TAN Kong Yam
2	《增加包容性的金禧预算案》	Lianhe Zaobao	24 Feb 2015	TAN Khee Giap & SUO Haoran

G. Technical Data Description Notes				
No	Title	Publisher (If Applicable)	Month/Year	Authors
1	Database on ASEAN-10 Economies, 2000-2012		November 2014	ACI Technical Team
2	Database on 34 Greater China Economies, 2000-2012		November 2014	ACI Technical Team
3	Database on 33 Indonesian Provinces, 2010-2012		November 2014	ACI Technical Team
4	Database on 35 States and Federal Territories of India, 2000-2012		November 2014	ACI Technical Team
5	Database on Cost of Living, Wages and Purchasing Power for World's Major Cities, 2005-2013		November 2014	ACI Technical Team
6	Database on Liveability of 100 Greater China Cities		November 2014	ACI Technical Team
H. Conference Proceedings				
No	Title	Month/Year	Related Seminar/ Conference	
1	Summary for "2014 Inter-Ministerial Roundtable Forum on Indonesia's Competitiveness"	August 2014	12 May 2014 at Borobudur Hotel, Jakarta, Indonesia 2014 Inter-Ministerial Roundtable Forum on Indonesia's Competitiveness	
2	Summary for 2014 ACI Review Seminar on "Safeguarding Indonesia's Growth Momentum: Enhancing Regional Competitiveness, Increasing Productivity and Improving Layers of Government"	October 2014	4 August 2014 at Lee Kuan Yew School of Public Policy, National University of Singapore ACI Review Seminar on 33 Indonesian Provinces	
3	Summary for 2014 ACI Review Seminar on "Masterplan for Strategic Regional Economic Development, Updating Competitiveness Ranking, and Agriculture Productivity for 35 States and Federal Territories of India"	October 2014	19 August 2014 at Lee Kuan Yew School of Public Policy, National University of Singapore ACI Review Seminar on 35 States and Federal Territories of India	
4	Summary for 2014 ACI Review Seminar on "2014 Annual Provincial Competitiveness Ranking, Inaugural Regional Competitiveness Analysis, Geweke Causality Analysis on Development Strategies, and Provincial Agricultural Productivity Estimation for Greater China"	October 2014	22 August 2014 at Lee Kuan Yew School of Public Policy, National University of Singapore ACI Review Seminar on 34 Greater China Economies	
5	Summary for 2014 ACI Review Seminar on "Proposed Asia Economic Connectivity Vision (AECV) 2030, Annual Updating on Competitiveness Ranking and Simulations of ASEAN-10 and Geweke Causality Analysis on Economic Development Models for Selected ASEAN Economies"	October 2014	26 August 2014 at Lee Kuan Yew School of Public Policy, National University of Singapore ACI Review Seminar on ASEAN-10 Economies	
6	Summary for Officiation Ceremony of Asia Competitiveness Institute at Lee Kuan Yew School of Public Policy, National University of Singapore	November 2014	26 September 2014 at ACI Office Officiation Ceremony of ACI-LKYSP-P-NUS	
7	Conference Summary for 2014 Annual ACI Conference on "Competitiveness Analysis of 112 Asian Economies, Asia Economic Connectivity, Liveable Cities Index for 100 Greater China Cities and Cost of Living Index for Expatriates and Ordinary Residents"	December 2014	26-27 November 2014 at Orchard Hotel Singapore 2014 Annual ACI Conference	

Achievements for FY2015

A. Books and Reports				
No	Title	Publisher	Month/Year	Authors
1	"2015 Annual Competitiveness Analysis, Agricultural Productivity and Development Vision for ASEAN-10"	World Scientific Publishing	March 2016	TAN Khee Giap, NGUYEN Le Phuong Anh, Sasidaran GOPALAN & LUU Nguyen Trieu Duong
2	"2015 Annual Update of Provincial and Regional Competitiveness Analysis for Greater China: Optimising Agricultural Productivity and Promoting Innovation Driven Growth"	World Scientific Publishing	March 2016	Tan Khee Giap, YUAN Randong & Sangita YOONG Wei Cher
	(Chinese version) 《大中华省域及区域竞争力分析2015年度更新：提高农业生产力和推进创新驱动型增长》		Expected in June 2016	陈企业、袁冉东、熊蔚慈
3	"2015 Agricultural Total Factor Productivity and Competitiveness Analysis for States & Federal Territories and Five Regions of India"	World Scientific Publishing	March 2016	TAN Khee Giap, Sasidaran GOPALAN & Anuja TANDON
4	"2015 Annual Provincial and Regional Competitiveness Analysis in Indonesia: Optimising Layers of Government and Agricultural Productivity"	World Scientific Publishing	March 2016	TAN Khee Giap, Nurina MERDIKAWATI, Mulya AMRI & TAN Kong Yam
5	"2015 Annual Competitiveness Analysis and Development Strategies for Provinces of Indonesia"	World Scientific Publishing	March 2016	TAN Khee Giap, Mulya AMRI, Nurina MERDIKAWATI, Nursyahida Binte AHMAD
6	"2015 Greater China Cities Liveability Index and the Emerging Concept of Intelligent Cities"	Whioce Publishing Pte Ltd	March 2016	TAN Khee Giap, NIE Tongxin, Shinae BAEK & TAN Kong Yam
	(Chinese version of "2015 Greater China Cities Liveability Index and the Emerging Concept of Intelligent Cities -- title to be confirmed"		Expected in June 2016	TAN Khee Giap, NIE Tongxin, Shinae BAEK & TAN Kong Yam
7	"2014 Annual Indices for Expatriates and Ordinary Residents on Cost of Living, Wages and Purchasing Power for World's Major Cities"	World Scientific Publishing	September 2015	TAN Khee Giap, TAN Kong Yam, YUAN Randong & NGUYEN Le Phuong Anh
B. Journal Papers				
No	Title	Publisher	Month/Year	Authors
1	"Assessing Regional Competitiveness in Indonesia"	<i>International Journal of Business and Systems Research</i> (Vol. 9, No. 3, pp. 273-296) (UK)	May 2015	TAN Khee Giap & Nurina MERDIKAWATI
2	"Estimating Provincial Agricultural Total Factor Productivity in Mainland China"	<i>International Journal of Business Performance Management</i> (UK) [Forthcoming]	August 2015	TAN Khee Giap, SUO Haoran & Ramkishen S. RAJAN
3	"Assessing Bihar's Economic Growth: A Geweke Causality Analysis"	<i>International Journal of Indian Culture and Business Management</i> (UK) [Forthcoming]	August 2015	TAN Khee Giap, NIE Tongxin & Kartik RAO

4	"Empirical Assessment on the Liveability of Cities in Greater China Region"	<i>Competitiveness Review</i> (Vol. 26 Iss 1 pp. 2 - 24) (UK)	October 2015	TAN Khee Giap, NIE Tongxin & Shinae BAEK
5	"Assessing Regional Competitiveness in the Five Regions of India"	<i>International Journal of Business Competition and Growth</i> (Vol. 4 Iss 3/4 pp. 192-219) (UK)	November 2015	TAN Khee Giap, Kartik RAO & Sasidaran GOPALAN
6	"Drivers of Growth in the Travel and Tourism Industry in Thailand and Singapore: A Geweke Causality Analysis"	Special Issue on "Public Enterprise Performance Benchmarking" by <i>Public Enterprise Quarterly</i> (Slovenia) [Forthcoming]	January 2016	TAN Khee Giap, Evan Tan Beng Kai & Vincent Kwan Wen Seng
7	"Development Growth Models for Singapore and Malaysia: A Geweke Causality Analysis"	<i>Journal of Centrum Cathedra: The Business and Economics Research Journal</i> (Peru) [Forthcoming]	February 2016	TAN Khee Giap, NGUYEN Le Phuong Anh & Ye Ye DENISE
8	"Drivers of Growth in the Travel and Tourism Industry in Malaysia: A Geweke Causality Analysis"	Published in special issue on "Economic Development in Southeast Asia" by <i>Economies</i> (Vol. 4, No. 3, pp. 1-15) (Switzerland)	February 2016	TAN Khee Giap, Sasidaran GOPALAN & Ye Ye DENISE
9	"Measuring Abu Dhabi's Liveability Using the Global Liveable City Index (GLCI)"	<i>World Journal of Science, Technology and Sustainable Development</i> (UK) [Forthcoming]	March 2016	TAN Khee Giap & Sujata KAUR
10	"How Productive is the Agricultural Sector in Indonesia?"	<i>International Journal of Asian Business and Information Management</i> (USA) [Forthcoming]	March 2016	TAN Khee Giap, Nurina MERDIKAWATI & Ramkishen S. RAJAN
11	"Assessing Regional Competitiveness in Greater China"	<i>International Journal of Business and Globalisation</i> (UK) [Forthcoming]	March 2016	TAN Khee Giap, YUAN Randong & Sangiita YOONG Wei Cher

C. ACI Policy Research Papers

No	Title	Publisher (If Applicable)	Month/Year	Authors
1	"Assessing Regional Competitiveness in Indonesia"	Published in <i>International Journal of Business and Systems Research</i> (Vol. 9, No. 3, pp. 273-296) (UK)	April 2015	TAN Khee Giap & Nurina MERDIKAWATI
2	"Measuring Abu Dhabi's Liveability Using the Global Liveable City Index"	<i>World Journal of Science, Technology and Sustainable Development</i> (UK) [Forthcoming]	May 2015	TAN Khee Giap & Sujata KAUR
3	"Study of Japan's Creative Industry in ASEAN"		May 2015	TAN Khee Giap & Mayu OBA
4	"Policy Research Agenda to Promote Competitiveness, Attract Foreign Investors and Improve Business Friendliness for 35 Sub-national Economies of India"	Published in <i>STRATEGIA</i> 's "Special Issue (vol. 37) on Doing Business across the Continents" by CENTRUM Católica Graduate Business School in September 2015	June 2015	TAN Khee Giap & Anuja TANDON
5	"Assessing Bihar's Economic Growth: A Geweke Causality Analysis"	<i>International Journal of Indian Culture and Business Management</i> (UK) [Forthcoming]	August 2015	TAN Khee Giap, NIE Tongxin & Kartik RAO
6	"Assessing Regional Competitiveness in Greater China"	<i>International Journal of Business and Globalisation</i> (UK) [Forthcoming]	September 2015	TAN Khee Giap, YUAN Randong & Sangiita YOONG Wei Cher

7	"Business as usual for S'pore after GE2015?"	Published in <i>Mendaki Policy Digest 2015</i> by Mendaki Yaysan as "What Next after the General Election in 2015?" on 29 December 2015	October 2015	TAN Khee Giap & QIAN Yu-wei
8	"Assessing Regional Competitiveness in Five Regions of India"	Published in <i>International Journal of Business Competition and Growth</i> (Vol. 4 Iss 3/4 pp. 192-219) (UK)	October 2015	TAN Khee Giap, Kartik RAO & Sasidaran GOPALAN
9	"Empirical Assessment on the Liveability of Cities in Greater China Region"	Published in <i>Competitiveness Review</i> (Vol. 26 Iss 1 pp. 2 - 24) (UK)	October 2015	TAN Khee Giap, NIE Tongxin & Shinae BAEK
10	"Empirical Evidence of Tourism Competitiveness and Growth in Singapore and Thailand"	Special Issue on "Public Enterprise Performance Benchmarking" by <i>Public Enterprise Quarterly</i> (Slovenia) [Forthcoming]	November 2015	TAN Khee Giap, Evan TAN Beng Kai & Vincent KWAN Wen Seng

D. ACI Technical Working Papers

No	Title	Publisher (If Applicable)	Month/Year	Authors
1	"Empirical Evidence by Geweke Approach on Factors Contributing to Competitiveness and Stagnation of Four Selected States in India"		April 2015	TAN Khee Giap, NIE Tongxin & Kartik RAO
2	"Empirical Evidence by Geweke Approach on Competitiveness and Stagnation amongst Four Selected Provinces in Indonesia"		April 2015	TAN Khee Giap & Mulya AMRI
3	"Empirical Evidence by Geweke Approach on Factors Contributing to Competitiveness and Rapid Economic Progress for Jiangsu and Taiwan"		April 2015	TAN Khee Giap, YUAN Randong & Sangita YOONG Wei Cher
4	"Total Factor Productivity Measurement"		June 2015	TAN Khee Giap, YUAN Randong & NIE Tongxin
5	"Decentralization, Governing Institutions, and Economic Development in Indonesia"		August 2015	YEE Wai-Hang, LI Hui & Mulya AMRI
6	"2015 Master Plan for Strategic Regional Economic Development of India: Vision 2030"		September 2015	Gupta TAN Khee Giap, Linda LOW, Vivek TAN Kong Yam, Kartik RAO, NIE Tongxin, Anuja TANDON & Shinae BAEK
7	"Geweke Causality Analysis Methodology"		September 2015	TAN Khee Giap, YUAN Randong & NIE Tongxin
8	"Drivers of Growth in the Travel and Tourism Industry in Malaysia: A Geweke Causality Analysis"	Published in special issue on "Economic Development in Southeast Asia" by <i>Economies</i> (Vol. 4, No. 3, pp. 1-15) (Switzerland)	October 2015	TAN Khee Giap, Sasidaran GOPALAN & YE Ye
9	"Empirical Evidence by Geweke Approach on Economic Stagnation of Cambodia, Laos and Vietnam"		November 2015	TAN Khee Giap, Sasidaran GOPALAN & NGUYEN Le Phuong Anh
10	"Empirical Evidence by Geweke Approach on Development Growth Models for Singapore and Malaysia"	<i>Journal of Centrum Cathedra: The Business and Economics Research Journal</i> (Peru) [Forthcoming]	November 2015	TAN Khee Giap, NGUYEN Le Phuong Anh & YE Ye

11	"Service Industries, Infrastructure, and Labour Market Flexibility: A Geweke Causality Analysis of Economic Growth in East Java, Indonesia"		December 2015	TAN Khee Giap & Mulya AMRI
12	"Manufacturing, Employment, and Economic Growth: A Geweke Causality Analysis of Indonesia's Economically Challenged Provinces"		December 2015	TAN Khee Giap & Mulya AMRI
13	"Empirical Evidence by Geweke Approach on Factors Contributing to Competitiveness and Stagnation of Tamil Nadu, India"		December 2015	TAN Khee Giap, NIE Tongxin & Anuja TANDON

E. Policy Briefs

No	Title	Publisher (If Applicable)	Month/Year	Authors
1	"The Illusion of Small Cities - Challenging our assumptions about liveability in the context of Greater China"		December 2015	TAN Khee Giap, NIE Tongxin & Shinae BAEK
2	"China's Long March to Liveability - A need for strategic assessment of liveability and the way forward for China"		December 2015	TAN Khee Giap, NIE Tongxin & Shinae BAEK
3	"Look East' to 'Act East': The Business of Doing Business"		December 2015	TAN Khee Giap, TAN Kong Yam & Sasidaran GOPALAN
4	"Make or Break for Vietnam in the TPP Era"		February 2016	TAN Khee Giap, NGUYEN Le Phuong Anh & LUU Nguyen Trieu Duong
5	"Getting Indonesia Back on its Growth Trajectory: Can Indonesia Achieve Another High-growth Decade?"		March 2016	TAN Khee Giap, Mulya AMRI & Nursyahida Binte Ahmad
6	"Commentary for 2016 Budgetary Statements"		March 2016	TAN Khee Giap, LIAN Xiao & XIE Teleixi

F. Editorial-Opinions

No	Title	Publisher	Date of Publication	Authors
1	a) "Business as usual for S'pore after GE2015?" b) 《2015年大选后让一切回归常态?》	a) The Straits Times b) Lianhe Zaobao	3 Oct 2015 28 Sep 2015	a) TAN Khee Giap & Ron SIM b) 陈企业、沈财富
2	[Commentary] 《给本区域带来带来商机与挑战》	Lianhe Zaobao	1 Oct 2015	TAN Khee Giap
3	"Doing business in India: From 'Look East' to 'Act East'"	The Straits Times	25 Nov 2015	TAN Khee Giap, TAN Kong Yam & Sasidaran GOPALAN
4	《城市宜居性无关城市大小》	Lianhe Zaobao	27 Nov 2015	陈企业、王克剑、聂彤昕
5	《北京成为宜居城市：长路漫漫》	Lianhe Zaobao	23 Dec 2015	陈企业、聂彤昕、自信爱
6	《陈企业：低增长不应是我国经济新常态》	Lianhe Zaobao	29 January 2016	陈企业
7	"Make or Break for Vietnam in the TPP Era"	The Straits Times	25 February 2016	TAN Khee Giap, NGUYEN Le Phuong Anh & LUU Nguyen Trieu Duong
8	《谨慎调教 理性 高度包容 能为多数人接受的财政预算案》	Lianhe Zaobao	25 March 2016	陈企业、连笑、谢特蕾西

G. Technical Data Description Notes				
No	Title	Publisher (If Applicable)	Month/Year	Authors
1	Database on ASEAN-10 Economies, 2000-2013		December 2015	ACI Technical Team
2	Database on 34 Greater China Economies, 2000-2013		December 2015	ACI Technical Team
3	Database on 33 Indonesian Provinces, 2010-2013		December 2015	ACI Technical Team
4	Database on 35 States and Federal Territories of India, 2000-2013		December 2015	ACI Technical Team
5	Database on Growth Slowdown Analysis		December 2015	ACI Technical Team
6	Database on Global Liveable Cities, 2015		December 2015	ACI Technical Team
7	Database on Cost of Living, Wages and Purchasing Power for World's Major Cities, 2005-2014		December 2015	ACI Technical Team
H. Conference Proceedings				
No	Title	Month/Year	Related Seminar/ Conference	
1	Summary for 2015 ACI Review Seminar on "Updating Provincial and Regional Competitiveness Analysis, and Tracking Potential Provincial Middle-Income Traps for GREATER CHINA"	March 2016	28 August 2015 at Lee Kuan Yew School of Public Policy, National University of Singapore ACI Review Seminar on 34 Greater China Economies	
2	Summary for 2015 ACI Review Seminar on "Annual Update on Competitiveness Ranking and Simulations of ASEAN-10, Empirical Assessment of the Master Plan on ASEAN Connectivity and Tracking the Middle Income Transition for Selected ASEAN Economies"	March 2016	31 August 2015 at Lee Kuan Yew School of Public Policy, National University of Singapore ACI Review Seminar on ASEAN-10 Economies	
3	Summary for 2015 ACI Review Seminar on "Ease of Doing Business Index on Attractiveness to Investors, Business Friendliness and Competitiveness Policies (EDB Index ABC), Middle Income Trap and Updating Competitiveness Ranking for 35 States and Federal Territories and Five Regions of INDIA"	March 2016	7 September 2015 at Lee Kuan Yew School of Public Policy, National University of Singapore ACI Review Seminar on 35 States and Federal Territories of India	
4	Summary for 2015 ACI Review Seminar on "Annual Update of Competitiveness Ranking and Simulations for INDONESIA's 33 Provinces and Six Regions, Tracking Middle Income Trap and Improving Layers of Government"	March 2016	8 September 2015 at Lee Kuan Yew School of Public Policy, National University of Singapore ACI Review Seminar on 33 Indonesian Provinces	
5	Conference Summary for 2015 Annual ACI Conference	March 2016	26-27 November 2015 at Marina Mandarin, 2015 Annual Asia Competitiveness Institute Conference on "Competitiveness Ranking of Subnational Economies and Public Policy Studies in Greater China, India, Indonesia and ASEAN"	

I. Research Missions Reports			
No	Title	Month/Year	Related Seminar/ Conference
1	Research Mission to Eleven States & Federal Territories of India by Delegation from Asia Competitiveness Institute (ACI) at Lee Kuan Yew School of Public Policy (LKYSPP), National University of Singapore (NUS) 11-21 March; 5-7 April & 18-21 May 2015	May 2015	11-21 March; 5-7 April & 18-21 May 2015, India ACI's Research Mission to Eleven States & Federal Territories of India
2	Asia Competitiveness Institute (ACI) at Lee Kuan Yew School of Public Policy (LKYSPP), National University of Singapore (NUS) Field Trip to Guangdong on "Implementation of Innovation-Driven Development Strategies and Enhance the Core Competitiveness of Guangdong's Economy under the New Normal" Invited by Counsellors' Office, the People's Government of Guangdong Province	May 2015	12 – 17 April 2015, Guangdong, China ACI's Field Trip to Three Cities in Guangdong (Shenzhen, Zhuhai, Guangzhou)

Achievements for FY2016 (to be updated)

B. Journal Papers				
No	Title	Publisher	Month/Year	Authors
1	"Measuring Cost of Living for Ordinary Residents in Cities: A New Index"	<i>Business and Management Studies, Vol.2, No.3, September 2016 [US]</i>	June 2016	TAN Khee Giap & LUU NGUYEN Trieu Duong
2	"Financial Deepening and Economic Growth in Transition Southeast Asian Economies: A Geweke Causality Analysis"	<i>Review of Pacific Basin Financial Markets and Policies [Forthcoming]</i>	July 2016	TAN Khee Giap, Sasidaran GOPALAN & NGUYEN Le Phuong Anh
3	"Growth Slowdown Analysis for Greater China Economies"	<i>Journal of Economics and Development Studies [Forthcoming]</i>	July 2016	TAN Khee Giap, LIAN Xiao & XIE Teleixi
4	"Causal Drivers of International Tourism Industry in Tamil Nadu: A Geweke Causality Analysis"	<i>International Journal of Indian Culture and Business Management [Forthcoming]</i>	July 2016	TAN Khee Giap, Anuja TANDON & XIE Teleixi
5	"Economic Growth in East Java, Indonesia: A Geweke Causality Analysis"	<i>International Journal of Business and Social Science, Vol.7, No. 7, September 2016 [US]</i>	August 2016	TAN Khee Giap & Mulya AMRI
6	"Assessing Development Strategies of Jiangsu and Taiwan: A Geweke Causality Analysis"	<i>Review of Pacific Basin Financial Markets and Policies [Forthcoming]</i>	August 2016	TAN Khee Giap, YUAN Randong & Sangiita YOONG Wei Cher
7	"Measuring Agricultural Total Factor Productivity for the Association of South East Asian Nations (ASEAN) Region"	<i>International Journal of Technological Learning, Innovation and Development [Forthcoming]</i>	September 2016	TAN Khee Giap, Suo HAORAN & Ramkishen S. RAJAN
C. ACI Policy Research Papers				
No	Title	Publisher (If Applicable)	Month/Year	Authors
1	Growth Slowdown Analysis: Profiling the Strengths and Weaknesses of the ASEAN Economies		September 2016	TAN Khee Giap, Sangiita YOONG Wei Cher & LUU NGUYEN Trieu Duong
2	Growth Slowdown Analysis: Profiling the Strengths and Weaknesses of the Greater China Economies		September 2016	TAN Khee Giap, LIAN Xiao & CHAN Zi Jun
3	Growth Slowdown Analysis: Profiling the Strengths and Weaknesses of India's Sub-national Economies		September 2016	TAN Khee Giap, LUU NGUYEN Trieu Duong & LIAN Xiao
4	Growth Slowdown Analysis: Profiling the Strengths and Weaknesses of Indonesia's Sub-national Economies		September 2016	TAN Khee Giap, Sangiita YOONG Wei Cher & YAN Yan
D. ACI Technical Working Papers				
No	Title	Publisher (If Applicable)	Month/Year	Authors
1	"How do Exchange Rates Affect the Cost of Living for Expatriates and Ordinary Residents in Singapore and Hong Kong? An Empirical Investigation"		May 2016	TAN Khee Giap & LUU NGUYEN Trieu Duong
2	"A New Index to Measure Cost of Living for Ordinary Residents in Cities"		May 2016	TAN Khee Giap & LUU NGUYEN Trieu Duong
3	"How To Measure Cost of Living for Expatriates in Cities? An Empirical Analysis"		May 2016	TAN Khee Giap, LUU NGUYEN Trieu Duong & NGUYEN Le Phuong Anh

4	"Are ASEAN Economies Experiencing a Growth Slowdown?: An Empirical Investigation"		June 2016	TAN Khee Giap, LUU NGUYEN Trieu Duong & LIAN Xiao
5	"Understanding the Dynamics of Growth Slowdown for Greater China Economies: An Empirical Assessment"		June 2016	TAN Khee Giap, LIAN Xiao & XIE Teleixi
6	"An Empirical Investigation of Growth Slowdown Analysis for India's Sub-National Economies"		June 2016	TAN Khee Giap, LUU NGUYEN Trieu Duong & Sangita YOONG Wei Cher
7	"Indonesian Sub-National Economies and Growth Slowdown: An Empirical Analysis"		June 2016	TAN Khee Giap, Sasidaran GOPALAN & Nursyahida Binte AHMAD

**Asia Competitiveness Institute
Lee Kuan Yew School of Public Policy
National University of Singapore**

18 Evans Road

Singapore 259364

Tel: (65) 6516 5025

Fax: (65) 6235 0248

Email: aci@nus.edu.sg

Website: <http://www.lkyspp.nus.edu.sg/ACI>

Version as of 14 October 2016